



# CAPER

## Comprehensive Annual Performance and Evaluation Report

For Fiscal Year 2016

**PASSAIC COUNTY, NEW JERSEY**

B-16-UC-34-0112

Reporting Period:

**September 1, 2016 through August 31, 2017**

Submitted by:

**Passaic County**

**Department of Planning and Economic Development**

***Contact Person:***

***Deborah Hoffman, Director***

***Division of Economic Development***

Display Period:

**November 7, 2017 through November 27, 2017**

# Comprehensive Annual Performance and Evaluation Report for F.Y. 2016

## Passaic County, New Jersey

### Table of Contents

*Executive Summary*

*CR-05 - Goals and Outcomes*

*CR-10 – Racial and Ethnic Composition of Families Assisted 91.520(a)*

*CR-15 - Resources and Investments 91.520(a)*

*CR-20 - Affordable Housing 91.520(b)*

*CR-25 - Homeless and Other Special Needs 91.220(d, e); 91.320(d, e); 91.520(c)*

*CR-30 - Public Housing 91.220(h); 91.320(j)*

*CR-35 - Other Actions 91.220(j)-(k); 91.320(i)-(j)*

*CR-40 - Monitoring 91.220 and 91.230*

*CR-45 - CDBG 91.520(c)*

### **Appendix**

*Consolidated Plan Goals and Accomplishments*

*IDIS Reports*

*Citizen Participation*

## Executive Summary

Annually, Passaic County must review and report its progress in carrying out its Five-Year strategic plan and the Annual Action Plan.

During FY 2016, Passaic County received \$810,869 in CDBG funding. Funds were allocated to public facility improvements, street improvements, water and sanitary sewer improvements, public services and administration as shown below.

Project Name	Funding	Location of Project	Project Description
Borough of Bloomingdale -Leary Avenue Reconstruction	\$ 75,000	The section of roadway from Oak St. to the Paterson Hamburg Turnpike serves 20 properties.	Replacement of sewer lines, sewer laterals, water mains, water services, fire hydrants, curbs, sidewalk, and repaving of the road. The project is eligible in the low-mod area in Tract 116500, Block group 3 (69.85% LMI).
Borough of Haledon - Belmont Avenue Town Square Park	\$ 100,000	407 Belmont Avenue (Tilt Avenue and Belmont Avenue)	Development of new park in LMI area on former municipal building and brownfield site located within Census Tract 1337.01 Block Groups 1 and 2; but serves the entire Borough: Census Tract 1337.01, Block Groups 1-5, and Census Tract 1337.02, Block Groups 1-2. This area is 42.6% LMI - 7,240 People
Borough of Hawthorne - 8th Ave. Reconstruction	\$ 50,000	8th Ave. from Horton Ave. to Florence Ave.	Milling and paving of 8th Ave. from Horton Ave. to Florence Ave., including replacement of curbs as needed and ADA-compliant curb cuts at all intersections as well as retrofitting of catch basins to conform with storm water management rules. The streets are located in CT 1433.00, Block Group 3 which is 44.44 % LMI. (1305 people, 580 low-mod).

Project Name	Funding	Location of Project	Project Description
Borough of Totowa - Sanitary Sewer Lining Project Phase VI	\$ 100,000	Riverview Drive between Rosalie St. and Margaret St.	Installation of cured-in-place pipe liner and sealing of manholes along the length of the sanitary sewer line. Sealing of sanitary sewer lateral connections at the main, and rehabilitation of sanitary sewers. CT 2238.02, Block Group 2 (50% LMI).
Borough of Wanaque - Road Reconstruction	\$ 75,000	Jenkins Avenue, Locust Street, Maple Avenue, and Orchard Street.	Road reconstruction of Jenkins Avenue, Locust Street, Maple Avenue, and Orchard Street. Census Tract 2366.02 Block Group 1 (44.68% LMI).
Borough of Prospect Park: N. 10th St. Reconstruction	\$ 100,000	N. 10th St. between Haledon Ave. and Fairview Ave.	Full-depth reconstruction of N. 10th St. between Haledon Ave. and Fairview Ave., including replacement of existing deteriorated concrete curb, sidewalk, and driveway aprons, new bicycle-safe grates, and installation of ADA-compliant curb ramps, as needed. Census Tract 2036.00, Block Groups 2 and 3 (57.29% LMI).
Borough of Woodland Park – Glover Ave. Sanitary Sewer	\$ 57,000	Construction of a new sanitary sewer main along Glover Ave., serving four existing dwellings.	Glover Ave., serving three existing dwellings. These homeowners were surveyed and a majority of the persons were low-mod.
Borough of Pompton Lakes Curb Cuts (ADA)	\$44,560	16 locations in the Borough of Pompton Lakes.	Installation of ADA compliant curb ramps and detectable warning surfaces at 16 locations in the Borough of Pompton Lakes. Census Tract 1964.02, Block Group 4 (Presumed Benefit: 1,349 disabled residents).

Project Name	Funding	Location of Project	Project Description
Catholic Family and Community Services- Project LINC	\$ 20,000	Multiple locations in Bloomingdale, Haledon, Hawthorne, Little Falls, North Haledon, Pompton Lakes, Prospect Park, Ringwood, Totowa, Wanaque, West Milford and Woodland Park	Provides services to seniors and disabled individuals in Passaic County: shopping, doctor visits, etc.
NewBridge Services- Project SAIL	\$ 12,135	Office: 1069 Ringwood Avenue, Haskell, NJ 07420. Will serve seniors in: West Milford, Pompton Lakes, Wanaque, Bloomingdale, Ringwood and Little Falls.	Assessment and outreach to frail, homebound seniors residing in West Milford, Pompton Lakes, Wanaque, Bloomingdale, Ringwood and Little Falls.
Fair Housing Council of Northern NJ- Housing Discrimination Counseling	\$ 5,000	Bloomingdale, Haledon, Hawthorne, Little Falls, North Haledon, Pompton Lakes, Prospect Park, Ringwood, Totowa, Wanaque, West Milford, Woodland Park	Provides: Fair Housing Counseling; filing of complaints of housing discrimination with NJ and US; investigation of complaints of housing discrimination to resolve the issue or file a complaint with NJ and/or US
CASA - Court Appointed Advocacy for Victims of Child Abuse	\$ 10,000	CASA Headquarters: 415 Hamburg Turnpike, Wayne, NJ (project takes place in 12 participating communities)	Training of Court Appointed Special Advocates (CASA) volunteers to provide advocacy services to youth living in foster care from birth through age 21.
<b>PROJECT TOTALS</b>	<b>\$ 648,695.00</b>		
<b>ADMINISTRATION</b>	<b>\$ 162,174.00</b>		
<b>GRAND TOTAL:</b>	<b>\$ 810,869.00</b>		

A substantial amendment was made to funding from prior years to provide \$6,000 (CDBG FY 2010: \$3,038.00 and CDBG FY 2012: \$2,962.00) to West Milford to undertake a barrier removal project for persons with disabilities at the West Milford Recreation Center. Automatic door openers were installed on existing doors.

Another substantial amendment was made to funding from prior years (CDBG FY 2011: \$1,398.93; FY 2012: \$25,331.37; FY 2013: \$32,874.42) to provide \$59,604.72 to replace the elevator in the Wanaque Library which will permit ADA access to all floors of the library. This project has been awarded and construction is underway.

Display Copy

## CR-05 - Goals and Outcomes

### Progress the jurisdiction has made in carrying out its strategic plan and its action plan. 91.520(a)

This could be an overview that includes major initiatives and highlights that were proposed and executed throughout the program year.

During FY 2016, there were 13 projects completed and four public services administered. Projects completed during FY 2016 include:

- Woodland Park Curb Ramps – project completed in September 2016
- Bloomingdale – Replacement of Storm water lines, water mains, sewer mains, laterals, curbing and paving along Ryerson St. completed September 2016
- Totowa – Sewer lining – cured in-place sanitary main lining along Williams Place, Jefferson Place, Totowa Road and Grant Ave. Project complete as of September 2017 but final payment pending
- Wanaque – Haskell Water main replacement – completed April 2016
- Pompton Lakes ADA Curb Ramps – completed curb ramps at various locations
- Hawthorne – Street improvements along Vincent Avenue – the project is complete
- Haledon – Street improvements along John and Geyer Streets – The project was completed but final payment is pending.
- N. Haledon – Handicap accessibility in Community Center – the project was completed
- Pompton Lakes ADA Curb Ramps - 2016 - project completed at 16 locations
- Hawthorne Street improvements - 8<sup>th</sup> Avenue - project is completed but final payment is pending
- Bloomingdale - Replacement of water and sewer lines and street paving along Reeve Ave. completed
- Woodland Park - Street improvements along Ray and Radcliff but final payment pending
- West Milford Community center - ADA Doors retrofitted for accessibility - completed

**Comparison of the proposed versus actual outcomes for each outcome measure submitted with the consolidated plan and explain, if applicable, why progress was not made toward meeting goals and objectives. 91.520(g)**

Categories, priority levels, funding sources and amounts, outcomes/objectives, goal outcome indicators, units of measure, targets, actual outcomes/outputs, and percentage completed for each of the grantee’s program year goals.

**Table 1 - Accomplishments – Program Year & Strategic Plan to Date**

Goal	Category	Source / Amount	Indicator	Unit of Measure	Expected – Strategic Plan	Actual – Strategic Plan	Percent Complete	Expected – Program Year	Actual – Program Year	Percent Complete
Affordable Housing	Affordable Housing	CDBG: \$	Rental units constructed	Household Housing Unit	25	0	0.00%	0	0	0.00%
Affordable Housing	Affordable Housing	CDBG: \$	Homeowner Housing Rehabilitated	Household Housing Unit	50	1	2.00%	0	1	2.00%
Affordable Housing	Affordable Housing	CDBG: \$	Housing for Homeless added	Household Housing Unit	100	0	0.00%	100	0	0.00%
Economic Development	Non-Housing Community Development Economic Development		Jobs created/retained	Jobs	30	0	0.00%	0	0	0.00%
Economic Development	Non-Housing Community Development Economic Development		Businesses assisted	Businesses Assisted	5	0	0.00%	0	0	0.00%



Infrastructure Improvements	Non-Housing Community Development	CDBG: \$	Public Facility or Infrastructure Activities other than Low/Moderate Income Housing Benefit	Persons Assisted	186961	13,615	7.28%	5994	10,517	175.46%
Public Facility Improvements	Non-Housing Community Development	CDBG: \$	Public Facility or Infrastructure Activities other than Low/Moderate Income Housing Benefit	Persons Assisted	100000	11,743	11.74%	3090	4294	138.96%
Public Facility Improvements	Non-Housing Community Development	CDBG: \$	Buildings Demolished	Buildings	3	0	0.00%	0	0	0
Public Services	Homeless Non-Homeless Special Needs	CDBG: \$	Public service activities other than Low/Moderate Income Housing Benefit	Persons Assisted	80	155	193.75%	120	155	129.17%

**Assess how the jurisdiction's use of funds, particularly CDBG, addresses the priorities and specific objectives identified in the plan, giving special attention to the highest priority activities identified.**

The County continued to use funds to address the high priority needs for infrastructure and facility improvements as identified in the Five Year Plan. CDBG funds have been directed to the twelve participating jurisdictions in the Urban County. The highest priority, infrastructure needs in lower income neighborhoods, were addressed through the use of CDBG funds.

The housing rehabilitation program initiated in 2013 using funds from prior years was terminated as of December 2015. This program proved to be too staff intensive. A total of 12 homeowners units were completed. In FY 2016 Habitat for Humainty completed the reconstruction of a housing unit that was begun in 2013.

Display Copy

## CR-10 - Racial and Ethnic composition of families assisted

Describe the families assisted (including the racial and ethnic status of families assisted).

91.520(a)

	CDBG
White	5,309
Black or African American	71
Asian	91
American Indian or American Native	48
Native Hawaiian or Other Pacific Islander	0
<b>Total</b>	<b>5,519</b>
Hispanic	20
Not Hispanic	5,499

Table 2 – Table of assistance to racial and ethnic populations by source of funds

### Narrative

The table reports on only beneficiaries for the activities funded in FY 2016. During the year, additional persons were served with funds remaining from FY 2015, as shown in PR 23.

## CR-15 - Resources and Investments 91.520(a)

### Identify the resources made available

Source of Funds	Source	Resources Made Available	Amount Expended During Program Year
CDBG		\$810,869	\$1,138,062.72
Other	COC	\$3,745,554	

Table 3 – Resources Made Available

### Narrative

### Identify the geographic distribution and location of investments

Target Area	Planned Percentage of Allocation	Actual Percentage of Allocation	Narrative Description
None			

Table 4 – Identify the geographic distribution and location of investments

### Narrative

There is no target area - the County selects projects based on requests from participating jurisdictions and non-profit agencies.

Additional resources available to Passaic County in FY 2016 were public housing agency funds for the Section 8 program and McKinney Vento Continuum of Care (CoC) funds. CoC grant awards for FY 2016 were made to Passaic County for \$3,745,554 for renewal projects and a new planning grant.

Passaic County is part of the North Jersey Sustainable Communities Consortium. In November 2011, HUD notified the Consortium that its application had been selected for an award in the amount of \$5 million. Through participation in this program, the region expects to address broad livability and sustainability goals for housing, economic development and transportation.

## Leveraging

**Explain how federal funds leveraged additional resources (private, state and local funds), including a description of how matching requirements were satisfied, as well as how any publicly owned land or property located within the jurisdiction that were used to address the needs identified in the plan.**

The CDBG Program tends to be highly leveraged with local funds in Passaic County. Communities bond for much of the project costs.

The County is not a HOME nor ESG participating jurisdiction and has no matching fund requirements.

Display Copy

**CR-20 - Affordable Housing 91.520(b)**

**Evaluation of the jurisdiction's progress in providing affordable housing, including the number and types of families served, the number of extremely low-income, low-income, moderate-income, and middle-income persons served.**

	<b>One-Year Goal</b>	<b>Actual</b>
Number of homeless households to be provided affordable housing units	<b>0</b>	<b>0</b>
Number of non-homeless households to be provided affordable housing units	<b>0</b>	<b>1</b>
Number of special-needs households to be provided affordable housing units	<b>0</b>	<b>0</b>
<b>Total</b>	<b>0</b>	<b>1</b>

**Table 5- Number of Households**

	<b>One-Year Goal</b>	<b>Actual</b>
Number of households supported through rental assistance	<b>0</b>	<b>0</b>
Number of households supported through the production of new units	<b>0</b>	<b>0</b>
Number of households supported through the rehab of existing units	<b>0</b>	<b>1</b>
Number of households supported through the acquisition of existing units	<b>0</b>	<b>0</b>
<b>Total</b>	<b>0</b>	<b>1</b>

**Table 6 - Number of Households Supported**

**Discuss the difference between goals and outcomes and problems encountered in meeting these goals.**

Habitat for Humanity completed the reconstruction of a housing unit started in 2013.

**Discuss how these outcomes will impact future annual action plans.**

The County will endeavor to identify and support affordable housing programs and the CoC in the creation of housing for persons who are experiencing homelessness. These programs may not be funded with limited CDBG funding however.

Include the number of extremely low-income, low-income, and moderate-income persons served by each activity where information on income by family size is required to determine the eligibility of the activity.

Number of Persons Served	CDBG Actual	HOME Actual
Extremely Low-income	42	0
Low-income	11	0
Moderate-income	1	0
<b>Total</b>	<b>54</b>	<b>0</b>

Table 7 – Number of Persons Served

**Narrative Information**

The County does not have a HOME Program. There was one moderate income homebuyer served and CASA and the Fair Housing Council conducted income intake.

Display Copy

## **CR-25 - Homeless and Other Special Needs 91.220(d, e); 91.320(d, e); 91.520(c)**

**Evaluate the jurisdiction's progress in meeting its specific objectives for reducing and ending homelessness through:**

### **Reaching out to homeless persons (especially unsheltered persons) and assessing their individual needs**

The Passaic County Coordinated Assessment System utilizes a housing Prioritization Tool to prioritize homeless households for housing opportunities. All providers and outreach teams complete the tool with their clients. Unsheltered clients that seek services outside the outreach team are referred to PATH. Monthly meetings of providers work to house those on the priority list.

Provider agencies regularly outreach to homeless individuals living on the street and those at risk of becoming homeless. The PATH Program provides regular outreach at known locations. In addition, through partnership with the eviction courts, PATH has addressed the needs of those at-risk of losing their housing. When families were removed from the welfare list, an outreach was conducted to see if they had short-term places to live and long-term plans for permanent housing.

Passaic CoC also has a streamlined approach to accessing emergency shelter placements. All homeless clients can reach out to NJ-211 for referrals to emergency shelter, reducing their need to contact all emergency shelters directly. NJ-211 will also provide linkage to other service providers such as mental health or substance abuse, as well as prevention, if determined appropriate through the conversation with the client.

The SSVF and Salvation Army coordinate street outreach to homeless veterans.

A uniform intake form is used to assess the needs of all persons and families that are encountered through outreach.

### **Addressing the emergency shelter and transitional housing needs of homeless persons**

Passaic County has 475 shelter beds and 51 transitional housing beds (HIC January 2017). The PCICH works with all the shelters in the County to ensure capacity to meet emergency needs. All the shelters and transitional housing facilities participate in the Point-in-Time count and provide client level information to the Housing Prioritization List to connect their clients to permanent housing opportunities as quickly as possible, as described above. In addition, NJ-211 provides a streamlined hotline for accessing emergency shelter and transitional housing programs, reducing the need for clients to contact each emergency shelter or transitional housing program directly.



**Helping low-income individuals and families avoid becoming homeless, especially extremely low-income individuals and families and those who are: likely to become homeless after being discharged from publicly funded institutions and systems of care (such as health care facilities, mental health facilities, foster care and other youth facilities, and corrections programs and institutions); and, receiving assistance from public or private agencies that address housing, health, social services, employment, education, or youth needs**

Actions to prevent family homelessness include:

- Continue to implement the prevention programs, providing rental and utility assistance to keep families and individuals in their current permanent housing units
- Continue to utilize a diversion screening with all clients calling NJ-211 seeking emergency services, to determine if there are any appropriate services or other housing opportunities that are available for clients to avoid having them enter emergency shelter programs
- Continue to strengthen partnerships with school homeless liaisons through coordinated training sessions with providers.

Long term actions include:

1. Coordinate and streamline outreach activities through trainings geared toward service providers, board of social services staff, school liaisons and local community action program agencies.
2. Expand and improve homeless prevention and rapid re-housing programs
3. Coordinate all prevention funding to ensure it is spent on the most at-risk families to ensure they do not become homeless

The 10 Year Plan for Passaic County cites discharge planning and access to a safety net of services as a means of prevention.

Work with the State of New Jersey and local public and private entities to establish an effective homelessness prevention program in Passaic County.

- Create a “minimum standard” discharge policy to be adopted county-wide.
- Create affiliation agreements between various discharging agencies and shelters.
- Improve discharge planning policy for prisons and jails.
- Improve discharge planning for youth aging out of the DYFS system.

Partnerships with the school homeless liaisons will be strengthened through coordinated training sessions with providers. The COC works with the Children’s Inter-Agency Coordinating Council (CIACC) to build partnerships with the healthcare system, child protective services and homeless services system to better identify homeless students and coordinate services.

The Passaic County Department of Human Services, the CoC lead, has hired a full-time veterans’

services staff member to coordinate the goal for ending homelessness for veterans. In addition, the two SSVF providers for the County have created a by-name list to identify all veterans in the County and ensure they access permanent supportive housing through rapid rehousing, HUD VASH or CoC funded projects.

**Helping homeless persons (especially chronically homeless individuals and families, families with children, veterans and their families, and unaccompanied youth) make the transition to permanent housing and independent living, including shortening the period of time that individuals and families experience homelessness, facilitating access for homeless individuals and families to affordable housing units, and preventing individuals and families who were recently homeless from becoming homeless again**

The Passaic County Coordinated Assessment System prioritizes homeless persons and meets monthly to fill vacancies and house those on the list. The length of time someone is on the list is tracked. Further, the CoC is working with agencies to more quickly move persons who are homeless and living in shelter or transitional housing to permanent housing.

Through partnerships with the Children's Inter-Agency Coordinating Council (CIACC), education system partners, homeless liaisons, the behavioral health care system, child protective services and the homeless services system, homeless students and their families are identified and service plans developed to meet their needs. CIACC offers cross-training on homeless definitions, compliance and requirements, support systems for the homeless and effective community service providers. CIACC has developed a standardized intervention model for use in school settings to effectively determine the service needs of homeless children and connect them to appropriate providers.

The Passaic County Department of Human Services has hired a full-time veteran's services staff member to coordinate the goal of ending homelessness for veterans. Veteran Affairs Supportive Housing (VASH) staff members are active in the CoC and its sub-committees. This coordination has resulted in assistance to veterans in securing and maintaining housing. The veteran's subcommittee of the CoC, led by the local SSVF providers, has also created a by-name list for homeless veterans in the CoC, ensuring they are connected to permanent housing as quickly as possible.

Additional strategies that will be implemented to more quickly move clients into permanent housing include:

1. Continue to expand housing first and rapid rehousing programs to serve more clients;
2. Increase the capacity of the non-profit sector to develop, manage, and operate permanent supportive housing;
3. Develop partnerships with public housing authorities and have them adopt a preference for the homeless;
4. Continue to seek new funding opportunities and initiatives through the State, including additional Housing First or Moving On Vouchers

The PCICH is working to shorten the length of time persons are homeless by creating more permanent housing and rapid rehousing programs to quickly move clients into permanent housing. In FY2016, the CoC was awarded 7 new units of rapid rehousing for homeless families and individuals through Heart of Hannah and in the FY2017 CoC competition, the CoC submitted two new applications for rapid rehousing through NJCDC for a total of 12 new units.

Returning to homelessness is also being addressed by placing a priority on job training and services for persons who are homeless and in rapid rehousing and permanent housing programs.

Display Copy

## **CR-30 - Public Housing 91.220(h); 91.320(j)**

### **Actions taken to address the needs of public housing**

There are no public housing units in the Urban County.

### **Actions taken to encourage public housing residents to become more involved in management and participate in homeownership**

Passaic County has a Public Housing Agency which administers 835 Section 8 Housing Choice Vouchers. There are no public housing units within this Agency. The jurisdiction of the Agency includes all of the municipalities in the County with the exception of Passaic, Paterson and Clifton as these towns have their own Housing Authorities.

The Agency administers a Family Self Sufficiency program which has a minimum of 70 to 75 families participating each month. The families are constantly recruited from the pool of tenants that are currently being assisted with rental subsidy. The Program is a five year plan in which families work towards achieving goals that will enable them to become economically self-sufficient. The Agency partners with local entities that provide job training, interview techniques, clothes for employment, and other workshops which encompass a variety of topics from esteem building to financial planning. During the course of the five year program, if the family's income increases and rental subsidy decreases, the difference is put into an escrow account for the family. The family receives the amount saved providing that they reach their goal during the five year period and they have been working for the last 12 months.

In 2016, the Agency had 5 graduates who received a total of \$61,465.00 in escrow funds. Graduates graduated from programs which included phlebotomy, culinary arts, child care provision, home inspections, and dialysis technician. Two of the graduates are now receiving health benefits through their employment.

It is not mandatory for graduates to leave the rental assistance program, however, some do voluntarily give up the assistance at that time or in the near future.

### **Actions taken to provide assistance to troubled PHAs**

The Passaic County Housing Agency is not designated as troubled.

### **CR-35 - Other Actions 91.220(j)-(k); 91.320(i)-(j)**

**Actions taken to remove or ameliorate the negative effects of public policies that serve as barriers to affordable housing such as land use controls, tax policies affecting land, zoning ordinances, building codes, fees and charges, growth limitations, and policies affecting the return on residential investment. 91.220 (j); 91.320 (i)**

Passaic County does not have land use controls. Those are the domain of local government. Building codes are governed by state law. There were no County policies identified that have a negative impact on affordable housing.

Over 51% of the County has been designated as the Highlands Region, this substantially reduces or eliminates development and effectively eliminates the ability to create new affordable housing opportunities. In addition, these areas have limited water and sewer infrastructure and this also reduces the ability to construct new affordable housing units.

### **Actions taken to address obstacles to meeting underserved needs. 91.220(k); 91.320(j)**

In the action plan, Passaic County indicated it will use its entitlement funds to provide assistance with activities that meet the underserved needs of the community. The County is apprised of the needs of the underserved and the changes in the needs over time. This facilitates use of scarce funds in an efficient way.

Obstacles to meeting such needs are the high costs of land and buildings in Passaic County, environmental factors that limit development in the Highlands and on brownfield sites, and lack of available funds to undertake a broader scope of activities

### **Actions taken to reduce lead-based paint hazards. 91.220(k); 91.320(j)**

Although the County does not have an active housing rehabilitation program, the Health Departments are keenly aware of the problems of lead-based paint. When lead paint has been identified in a unit, constructed prior to January 1, 1978, only an EPA qualified contractor performs lead hazard reduction activities. New Jersey laws provide that a contractor must employ a certified lead-based paint abatement supervisor, or have employees certified in lead-based paint abatement. Certified testing companies perform a pre-rehabilitation risk assessment for lead-based paint hazards and a post-rehabilitation clearance test for lead dust hazards where the non-emergency work disturbs a painted surface.

The County is a participant in the New Jersey Health Department's Lead Abatement initiative. When children are identified with an elevated blood lead level, the state makes funds available to the property owner to remediate the problem.

### **Actions taken to reduce the number of poverty-level families. 91.220(k); 91.320(j)**

Through implementation of many programs outside of the CDBG program, Passaic County works with families to reduce the number with incomes below the poverty level. Additionally, the County, in conjunction with the public and private agencies and institutions, provides low income households with the opportunity to gain the knowledge and skill as well as the motivation to become fully self-sufficient.

### **Actions taken to develop institutional structure. 91.220(k); 91.320(j)**

The County Department of Planning and Economic Development is responsible for the administration of the CDBG program. All sub-recipient agreements are monitored on an ongoing basis. The County participates with other groups where appropriate, as it does in planning for the homeless, to facilitate cooperative problem solving in Passaic County.

### **Actions taken to enhance coordination between public and private housing and social service agencies. 91.220(k); 91.320(j)**

The County continued efforts to enhance coordination between agencies by creating partnerships in the implementation the Section 3 outreach initiative and the Passaic County Interagency Council on Homelessness. The Section 3 outreach effort will partner with the Passaic County Workforce Development Center and the agencies involved in the Human Services Advisory Board to identify Section 3 individuals and businesses and to provide feedback on available job opportunities. The Passaic County Interagency Council that administers the Continuum of Care is comprised of providers of homeless services and prepares the McKinney application for funding from HUD.

### **Identify actions taken to overcome the effects of any impediments identified in the jurisdictions analysis of impediments to fair housing choice. 91.520(a)**

Passaic County completed an Analysis of Impediments to Fair Housing Choice (AI) in 2013. The AI identifies barriers to fair housing and outlines action steps for address these impediments.

Barriers include:

- Continuing presence of discrimination
- Land Use and Housing elements of Master Plan need to provide more direction
- Limitations of public transit system limit housing choice
- Local land use ordinances are not always consistent with the Fair Housing law
- Housing Choice Voucher holders tend to be more concentrated in impacted areas
- More minorities experience mortgage application denial or high-cost lending
- Local real estate advertising needs to comply with the Fair Housing law

During FY 2016, Passaic County hosted a Fair Housing seminar targeted to Section 8 landlords and local officials to review fair housing concepts and best practices. This conference, "Expanding Housing Opportunities and Fair Housing Compliance," was held on April 27, 2017 and included the following

speakers: Janic DeJohn, Executive Director, Passaic County Public Housing Agency, Edward H. Haas, Legal Specialist, State of New Jersey, Office of the Attorney General, Department of Law and Public Safety, Division on Civil Rights (DCR); Sharon J. Field, Enforcement Branch Chief, Newark Office of Fair Housing and Equal Opportunity, US HUD; David Whritenour, Assistant Director, Fair Housing Council of Northern New Jersey, and Sam Yodice, Director, Passaic County Division of Home Energy and Weatherization. The seminar was well attended with approximately 75 participants.

In FY 2016, the County contracted with the Fair Housing Council of Northern New Jersey using CDBG funding. This organization provides fair housing counseling; assistance with filing of complaints of housing discrimination with the appropriate state and federal offices; and investigation of complaints of housing discrimination to resolve the issue. They provided individual counselling to 24 residents, did outreach through several venues holding counseling sessions for residents at the Little Falls Library on July 10, 2017 and the Wanaque Library on July 26, 2017 on Fair Housing regulations. Counseling was also offered by appointment.

Display Copy

## **CR-40 - Monitoring 91.220 and 91.230**

**Describe the standards and procedures used to monitor activities carried out in furtherance of the plan and used to ensure long-term compliance with requirements of the programs involved, including minority business outreach and the comprehensive planning requirements**

Passaic County has adopted a subrecipient monitoring plan. This plan outlines the process for reviewing subrecipient activities throughout the year and for conducting on-site monitoring.

Subrecipient activities were monitored with each request for disbursement. Each request had to provide documentation of every expense and report on the number of beneficiaries served. On-site monitoring was conducted for the three non-profit public services recipients.

Additionally, the public improvements and infrastructure activities were monitored throughout the project. Each subrecipient is expected to research available MBE/WBE and Section 3 firms (as applicable) that might bid on or be interested in subcontracting for their project. These lists are made available to the general contractors who bid the projects as well. A checklist was used to ensure that each compliance requirement was met and that the project stayed on schedule.

The Department of Planning and Economic Development is the lead agency for the Strategic Plan and annual planning activities. Cooperation and support from local municipal governments, and private, non-profit, and for-profit organizations is sought throughout the year and during preparation of the Annual Plans.

The local municipalities and various County departments are consulted for input on community development needs. Applications, over 70, were distributed to all municipalities and non-profits for submission of projects seeking CDBG funding. This process of working with the other county departments and local municipalities will ensure that the program remains very open and participatory.

### **Citizen Participation Plan 91.105(d); 91.115(d)**

**Describe the efforts to provide citizens with reasonable notice and an opportunity to comment on performance reports.**

The CAPER document was placed on public display for a period of 15 days from November 7, 2017 to November 27, 2017.

Copies of the notice of the CAPER were distributed to organizations that could make the availability known to low and moderate income persons and those that speak English less than very well. The list of organizations that were notified is shown below.

- County website: [www.passaiccountynj.org](http://www.passaiccountynj.org)
- *Herald and News* and in *The Record* Newspapers
- Passaic County Interagency Council on Homelessness



- Passaic County Department of Human Services
- Catholic Family and Community Services, 24 DeGrasse Street, Paterson, NJ 07505
- NewBridge Services, 105 Hamburg Turnpike, Pompton Lakes, NJ 07442
- Fair Housing Council of Northern NJ, 131 Main Street Hackensack NJ 07601
- The Twelve Participating municipalities in the Urban County were also notified and a request was made to post the public notice announcing the availability of the CAPER and to post the public notice on their web sites.

In accordance with the Limited English Proficiency Plan and consistent with 504 requirements, the County indicated a willingness to provide the CAPER in alternative formats including a statement to this effect in Spanish in the advertisement.

Display Copy

**CR-45 - CDBG 91.520(c)**

**Specify the nature of, and reasons for, any changes in the jurisdiction's program objectives and indications of how the jurisdiction would change its programs as a result of its experiences.**

The housing rehabilitation program was phased out due to limited staffing available to administer the program and reductions in HUD funding.

There will be no other changes to the program.

**Does this Jurisdiction have any open Brownfields Economic Development Initiative (BEDI) grants? No**

**[BEDI grantees] Describe accomplishments and program outcomes during the last year.**

Display Copy

## **APPENDIX**

### **Consolidated Plan Goals and Accomplishments**


#### **IDIS Reports**

\*Financial Summary Report (PR26) provides the key CDBG program indicators. This report shows the obligations, expenditures that the grantee has made for a specified program year. The expenditures are summarized to determine the relevant indicators for low- and moderate-income, planning/administration, public service activities and economic development. (This report contains program year information on statutory requirements regarding overall percentage for low- and moderate-income benefit.)

\*Summary of Activities (PR03) - lists each CDBG activity that was open during a program year. For each activity the report shows the status, accomplishments, and program year narrative and program year expenditures. For each activity the report also shows the activity code, regulation cite and characteristics of the beneficiaries.

\*Summary of Accomplishments Report (PR23) presents data on CDBG/HOME activity counts and disbursements by priority need categories. It also contains data on CDBG accomplishments by various units of measure and housing units by racial/ethnic categories and HOME housing units by various income groups.

\*CDBG Performance Measures Report (PR83)



U.S. Department of Housing and Urban Development  
 Office of Community Planning and Development  
 Integrated Disbursement and Information System  
 Con Plan Goals and Accomplishments  
 PASSAIC COUNTY, 2016

Date: 10/09/2017

Time: 3:34 PM

Page: 1


Accomplishments Associated With a Single Strategic Plan Goal

Goal	Category	Funding Source & Amount	Outcome Indicator	Outcome Unit of Measure	Outcome Expected - Strategic Plan	Outcome Actual - Strategic Plan	Percent Complete	Outcome Expected - Program Year	Outcome Actual - Program Year	Percent Complete	
Affordable Housing	1	Affordable Housing	CDBG: \$	Rental units constructed	Household Housing Unit	25	0	0.00%			
				Homeowner Housing Rehabilitated	Household Housing Unit	50	1	2.00%	0	1	
				Housing for Homeless added	Household Housing Unit	100	0	0.00%			
Public Facility Improvements	2	Non-Housing Community Development	CDBG: \$	Public Facility or Infrastructure Activities other than Low/Moderate Income Housing Benefit	Persons Assisted	100000	0	0.00%	3090	0	0.00%
				Buildings Demolished	Buildings	3	0	0.00%			
Infrastructure Improvements	3	Non-Housing Community Development	CDBG: \$	Public Facility or Infrastructure Activities other than Low/Moderate Income Housing Benefit	Persons Assisted	186961	4169	2.23%	5994	4169	69.55%
Public Services	4	Homeless Non-Homeless Special Needs	CDBG: \$	Public service activities other than Low/Moderate Income Housing Benefit	Persons Assisted	80	155	193.75%	120	155	129.17%
Economic Development	5	Non-Housing Community Development Economic Development		Jobs created/retained	Jobs	30	0	0.00%			
				Businesses assisted	Businesses Assisted	5	0	0.00%			

Accomplishments Associated With More Than One Strategic Plan Goal

No data returned for this view. This might be because the applied filter excludes all data.

Accomplishments Not Associated With a Strategic Plan Goal




U.S. Department of Housing and Urban Development  
Office of Community Planning and Development  
Integrated Disbursement and Information System  
Con Plan Goals and Accomplishments  
PASSAIC COUNTY, 2016

Date: 10/09/2017

Time: 3:34 PM

Page: 2

<b>Project Name</b>	<b>Activity Name</b>	<b>Goal Outcome Indicator</b>	<b>Outcome Unit of Measure</b>	<b>Outcome Actual - Program Year</b>
Public Facilities	West Milford Recreation Center	Public Facility or Infrastructure Activities other than Low/Moderate Income Housing Benefit	Persons Assisted	3149
Public Facilities - community center	North Haledon - Kitchen ADA	Public Facility or Infrastructure Activities other than Low/Moderate Income Housing Benefit	Persons Assisted	1145
Public Infrastructure - Woodland Park Street improvements	Woodland Park - Streets - Radcliff and Ray	Public Facility or Infrastructure Activities other than Low/Moderate Income Housing Benefit	Persons Assisted	945



U.S. Department of Housing and Urban Development  
 Office of Community Planning and Development  
 Integrated Disbursement and Information System  
 CDBG Activity Summary Report (GPR) for Program Year 2016  
 PASSAIC COUNTY

Date: 27-Oct-2017  
 Time: 11:10  
 Page: 1

**PGM Year:** 2013  
**Project:** 0002 - Infrastructure: Hawthorne , Totowa, Prospect Park, Wanaque and Woodland Park  
**IDIS Activity:** 71 - Woodland Park ADA Curb Ramps

**Status:** Completed 9/30/2016 12:00:00 AM  
**Location:** 5 Brophy Ln Woodland Park, NJ 07424-2752  
**Objective:** Create suitable living environments  
**Outcome:** Sustainability  
**Matrix Code:** Sidewalks (03L) **National Objective:** LMC

**Initial Funding Date:** 10/25/2013

**Description:**

Provides ADA accessibility to seniors and individuals with physical disabilities

**Financing**

	Fund Type	Grant Year	Grant	Funded Amount	Drawn In Program Year	Drawn Thru Program Year
CDBG	EN	Pre-2015		\$140,718.88	\$0.00	\$0.00
		2013	B13UC340112		\$0.00	\$91,206.64
		2014	B14UC340112		\$49,512.24	\$49,512.24
<b>Total</b>	<b>Total</b>			<b>\$140,718.88</b>	<b>\$49,512.24</b>	<b>\$140,718.88</b>

**Proposed Accomplishments**

People (General) : 2,079

**Actual Accomplishments**

Number assisted:

	Owner		Renter		Total		Person	
	Total	Hispanic	Total	Hispanic	Total	Hispanic	Total	Hispanic
White:	0	0	0	0	0	0	1,842	42
Black/African American:	0	0	0	0	0	0	53	0
Asian:	0	0	0	0	0	0	25	0
American Indian/Alaskan Native:	0	0	0	0	0	0	0	0
Native Hawaiian/Other Pacific Islander:	0	0	0	0	0	0	0	0
American Indian/Alaskan Native & White:	0	0	0	0	0	0	0	0
Asian White:	0	0	0	0	0	0	0	0
Black/African American & White:	0	0	0	0	0	0	0	0
American Indian/Alaskan Native & Black/African American:	0	0	0	0	0	0	0	0
Other multi-racial:	0	0	0	0	0	0	159	150
Asian/Pacific Islander:	0	0	0	0	0	0	0	0
Hispanic:	0	0	0	0	0	0	0	0
<b>Total:</b>	<b>0</b>	<b>0</b>	<b>0</b>	<b>0</b>	<b>0</b>	<b>0</b>	<b>2,079</b>	<b>192</b>



U.S. Department of Housing and Urban Development  
 Office of Community Planning and Development  
 Integrated Disbursement and Information System  
 CDBG Activity Summary Report (GPR) for Program Year 2016  
 PASSAIC COUNTY

Date: 27-Oct-2017  
 Time: 11:10  
 Page: 2

Female-headed Households: 0 0 0

*Income Category:*

	<b>Owner</b>	<b>Renter</b>	<b>Total</b>	<b>Person</b>
Extremely Low	0	0	0	0
Low Mod	0	0	0	0
Moderate	0	0	0	2,079
Non Low Moderate	0	0	0	0
<b>Total</b>	<b>0</b>	<b>0</b>	<b>0</b>	<b>2,079</b>
Percent Low/Mod				100.0%

**Annual Accomplishments**

<b>Years</b>	<b>Accomplishment Narrative</b>	<b># Benefiting</b>
2013	The curb ramp project was awarded to AJM Contractors in September, 2014. A pre-bid conference is scheduled and work will begin in October. The project may be held over the winter and recommence in the spring, 2015.	
2014	The contractor has a punch list to complete. The project moved very slowly. Work is expected to be completed by the end of calendar 2015. There remains some restoration work to be completed, there is still 1 ramp that needs to be replaced and we are waiting on a survey to verify that the ramps are ADA compliant. We have refused to issue payment until all corrective work is completed. The Borough has requested that part of the funding be moved to support the FY 2015 street improvement project.	
2015	The project was finally completed. There were issues with the quality of the work of the contractor and payroll reporting that greatly delayed the invoicing.	



U.S. Department of Housing and Urban Development  
 Office of Community Planning and Development  
 Integrated Disbursement and Information System  
 CDBG Activity Summary Report (GPR) for Program Year 2016  
 PASSAIC COUNTY

Date: 27-Oct-2017  
 Time: 11:10  
 Page: 3

**PGM Year:** 2014  
**Project:** 0002 - Infrastructure - water and sewers  
**IDIS Activity:** 80 - Bloomingdale - Ryerson Street

**Status:** Completed 12/29/2016 12:00:00 AM  
**Location:** 20 Ryerson Ave Bloomingdale, NJ 07403-1621

**Objective:** Create suitable living environments  
**Outcome:** Sustainability  
**Matrix Code:** Water/Sewer Improvements (03J)      **National Objective:** LMA

**Initial Funding Date:** 10/21/2014

**Description:**

Replacement of existing storm, sewer and water mains, sewer and water laterals, storm sewers and existing curbs and paving.  
 ADA ramps.

**Financing**

	Fund Type	Grant Year	Grant	Funded Amount	Drawn In Program Year	Drawn Thru Program Year
CDBG	EN	Pre-2015		\$140,245.00	\$0.00	\$0.00
		2014	B14UC340112		\$140,245.00	\$140,245.00
<b>Total</b>	<b>Total</b>			<b>\$140,245.00</b>	<b>\$140,245.00</b>	<b>\$140,245.00</b>


**Proposed Accomplishments**

People (General) : 951  
 Total Population in Service Area: 1,360  
 Census Tract Percent Low / Mod: 69.90

**Annual Accomplishments**

Years	Accomplishment Narrative	# Benefiting
2014	Project is not ready to bid. Work will be done in spring, 2016.	
2015	The project was bid and bids received May 5. The project was awarded and work completed in August 2016. Awaiting invoice from the Borough for processing (paid in September 2016).	
2016	Project was completed by September 2016. Final payment made. Accomplishments reported for FY 2015	





U.S. Department of Housing and Urban Development  
 Office of Community Planning and Development  
 Integrated Disbursement and Information System  
 CDBG Activity Summary Report (GPR) for Program Year 2016  
 PASSAIC COUNTY

Date: 27-Oct-2017  
 Time: 11:10  
 Page: 4

**PGM Year:** 2014  
**Project:** 0002 - Infrastructure - water and sewers  
**IDIS Activity:** 81 - Totowa - Sewer Phase IV

**Status:** Open  
**Location:** 100 William Pl Totowa, NJ 07512-2671

**Objective:** Create suitable living environments  
**Outcome:** Sustainability  
**Matrix Code:** Water/Sewer Improvements (03J)      **National Objective:** LMA

**Initial Funding Date:** 10/21/2014

**Description:**

Three locations generally located within Williams Place, between Jefferson Place and Totowa Road and Grant Avenue, near Totowa Road.  
 Phase IV: Sanitary sewer system replacement.

The work will consist of the installation of cured-in-place pipe liner and the sealing of manholes along the length of the sanitary main, and rehabilitation of the sanitary manholes within the project limits.

**Financing**

	Fund Type	Grant Year	Grant	Funded Amount	Drawn In Program Year	Drawn Thru Program Year
CDBG	EN	Pre-2015		\$106,581.00	\$0.00	\$0.00
		2014	B14UC340112		\$100,669.38	\$100,669.38
<b>Total</b>	<b>Total</b>			<b>\$106,581.00</b>	<b>\$100,669.38</b>	<b>\$100,669.38</b>

**Proposed Accomplishments**

People (General) : 598  
 Total Population in Service Area: 1,345  
 Census Tract Percent Low / Mod: 56.90

**Annual Accomplishments**

Years	Accomplishment Narrative	# Benefitting
2014	This project will be linked to the FY 2015 funds and will be bid in Spring 2016	
2015	The project was bid and awarded in February 2016. Work was initiated in June. The project is 80% complete as of the end of September.	
2016	The project was completed but with extended difficulties with the contractor. Final payment was delayed and will be paid out in October 2017.	



U.S. Department of Housing and Urban Development  
 Office of Community Planning and Development  
 Integrated Disbursement and Information System  
 CDBG Activity Summary Report (GPR) for Program Year 2016  
 PASSAIC COUNTY

Date: 27-Oct-2017  
 Time: 11:10  
 Page: 5

**PGM Year:** 2014  
**Project:** 0003 - Infrastructure - Curb Ramps  
**IDIS Activity:** 83 - Pompton Lakes - Curb Ramps

**Status:** Completed 5/1/2017 8:57:17 AM  
**Location:** 25 Lenox Ave Pompton Lakes, NJ 07442-1729

**Objective:** Create suitable living environments  
**Outcome:** Availability/accessibility  
**Matrix Code:** Sidewalks (03L) **National Objective:** LMC

**Initial Funding Date:** 10/21/2014

**Description:**  
 Construction of ADA curb ramps at locations throughout the community.

**Financing**

	Fund Type	Grant Year	Grant	Funded Amount	Drawn In Program Year	Drawn Thru Program Year
CDBG	EN	Pre-2015		\$45,245.00	\$0.00	\$0.00
		2014	B14UC340112		\$45,245.00	\$45,245.00
<b>Total</b>	<b>Total</b>			<b>\$45,245.00</b>	<b>\$45,245.00</b>	<b>\$45,245.00</b>

**Proposed Accomplishments**


Public Facilities : 40

**Actual Accomplishments**

Number assisted:

	Owner		Renter		Total		Person	
	Total	Hispanic	Total	Hispanic	Total	Hispanic	Total	Hispanic
White:	0	0	0	0	0	0	1,219	18
Black/African American:	0	0	0	0	0	0	24	0
Asian:	0	0	0	0	0	0	28	0
American Indian/Alaskan Native:	0	0	0	0	0	0	13	0
Native Hawaiian/Other Pacific Islander:	0	0	0	0	0	0	0	0
American Indian/Alaskan Native & White:	0	0	0	0	0	0	0	0
Asian White:	0	0	0	0	0	0	0	0
Black/African American & White:	0	0	0	0	0	0	0	0
American Indian/Alaskan Native & Black/African American:	0	0	0	0	0	0	0	0
Other multi-racial:	0	0	0	0	0	0	65	65
Asian/Pacific Islander:	0	0	0	0	0	0	0	0
Hispanic:	0	0	0	0	0	0	0	0
<b>Total:</b>	<b>0</b>	<b>0</b>	<b>0</b>	<b>0</b>	<b>0</b>	<b>0</b>	<b>1,349</b>	<b>83</b>

Female-headed Households: 0



U.S. Department of Housing and Urban Development  
Office of Community Planning and Development  
Integrated Disbursement and Information System  
CDBG Activity Summary Report (GPR) for Program Year 2016  
PASSAIC COUNTY

Date: 27-Oct-2017

Time: 11:10


Page: 6

*Income Category:*

	<b>Owner</b>	<b>Renter</b>	<b>Total</b>	<b>Person</b>
Extremely Low	0	0	0	0
Low Mod	0	0	0	0
Moderate	0	0	0	1,349
Non Low Moderate	0	0	0	0
Total	0	0	0	1,349
Percent Low/Mod				100.0%

**Annual Accomplishments**

<b>Years</b>	<b>Accomplishment Narrative</b>	<b># Benefitting</b>
2014	Work will be undertaken in Spring 2016	
2015	The project was bid in July and awarded August 17, 2016. Work will be done in the programs year 2016 starting in September.	



U.S. Department of Housing and Urban Development  
 Office of Community Planning and Development  
 Integrated Disbursement and Information System  
 CDBG Activity Summary Report (GPR) for Program Year 2016  
 PASSAIC COUNTY

Date: 27-Oct-2017  
 Time: 11:10  
 Page: 7

**PGM Year:** 2014  
**Project:** 0004 - Infrastructure - Street Improvements  
**IDIS Activity:** 85 - Haledon -John and Geyer St.

**Status:** Open  
**Location:** 1 John St Haledon, NJ 07508-1485

**Objective:** Create suitable living environments  
**Outcome:** Availability/accessibility  
**Matrix Code:** Street Improvements (03K)

**National Objective:** LMA

**Initial Funding Date:** 06/10/2015

**Description:**

Milling, resurfacing, replace roadway base (if necessary); ADA curb ramps with detectable warning systems; replace deteriorated concrete curb; replaceconstruct concrete sidewalk and driveways as required; replace inlet grates with bicycle safe grates; textured pavement crosswalks; and traffic stripes.

**Financing**

	Fund Type	Grant Year	Grant	Funded Amount	Drawn In Program Year	Drawn Thru Program Year
CDBG	EN	Pre-2015		\$140,181.00	\$0.00	\$0.00
		2014	B14UC340112		\$74,958.61	\$74,958.61
<b>Total</b>	<b>Total</b>			<b>\$140,181.00</b>	<b>\$74,958.61</b>	<b>\$74,958.61</b>

**Proposed Accomplishments**

People (General) : 630  
 Total Population in Service Area: 630  
 Census Tract Percent Low / Mod: 75.40

**Annual Accomplishments**

Years	Accomplishment Narrative	# Benefiting
2014	Work will be bid and work will be done in Spring 2016	
2015	The project was bid and awarded in July 2016. Subsequently there was a delay when PSE&G decided to tear open the streets to replace gas mains. The street paving was put on hold until this work could be completed.	
2016	The street paving was undertaken in the summer, 2016 and completed. Final payment is pending.	



U.S. Department of Housing and Urban Development  
 Office of Community Planning and Development  
 Integrated Disbursement and Information System  
 CDBG Activity Summary Report (GPR) for Program Year 2016  
 PASSAIC COUNTY

Date: 27-Oct-2017  
 Time: 11:10  
 Page: 8

**PGM Year:** 2014  
**Project:** 0005 - Public Facilities - community center  
**IDIS Activity:** 86 - North Haledon - Kitchen ADA

**Status:** Completed 3/6/2017 12:26:46 PM      **Objective:** Create suitable living environments  
**Location:** 512 High Mountain Rd North Haledon, NJ 07508-2606      **Outcome:** Availability/accessibility  
**Matrix Code:** Neighborhood Facilities (03E)      **National Objective:** LMC

**Initial Funding Date:** 10/21/2014

**Description:**  
 Improvements to the Community Center kitchen to make it handicap accessibility at 512 High Mountain Road

**Financing**

	Fund Type	Grant Year	Grant	Funded Amount	Drawn In Program Year	Drawn Thru Program Year
CDBG	EN	Pre-2015		\$63,563.00	\$0.00	\$0.00
		2014	B14UC340112		\$63,563.00	\$63,563.00
<b>Total</b>	<b>Total</b>			<b>\$63,563.00</b>	<b>\$63,563.00</b>	<b>\$63,563.00</b>

**Proposed Accomplishments**  
 Public Facilities : 1

**Actual Accomplishments**

Number assisted:

	Owner		Renter		Total		Person	
	Total	Hispanic	Total	Hispanic	Total	Hispanic	Total	Hispanic
White:	0	0	0	0	0	0	1,051	0
Black/African American:	0	0	0	0	0	0	0	0
Asian:	0	0	0	0	0	0	11	0
American Indian/Alaskan Native:	0	0	0	0	0	0	0	0
Native Hawaiian/Other Pacific Islander:	0	0	0	0	0	0	0	0
American Indian/Alaskan Native & White:	0	0	0	0	0	0	0	0
Asian White:	0	0	0	0	0	0	0	0
Black/African American & White:	0	0	0	0	0	0	0	0
American Indian/Alaskan Native & Black/African American:	0	0	0	0	0	0	0	0
Other multi-racial:	0	0	0	0	0	0	83	62
Asian/Pacific Islander:	0	0	0	0	0	0	0	0
Hispanic:	0	0	0	0	0	0	0	0
<b>Total:</b>	<b>0</b>	<b>0</b>	<b>0</b>	<b>0</b>	<b>0</b>	<b>0</b>	<b>1,145</b>	<b>62</b>
Female-headed Households:	0		0		0			



U.S. Department of Housing and Urban Development  
Office of Community Planning and Development  
Integrated Disbursement and Information System  
CDBG Activity Summary Report (GPR) for Program Year 2016  
PASSAIC COUNTY

Date: 27-Oct-2017

Time: 11:10

Page: 9

*Income Category:*

	<b>Owner</b>	<b>Renter</b>	<b>Total</b>	<b>Person</b>
Extremely Low	0	0	0	0
Low Mod	0	0	0	0
Moderate	0	0	0	1,145
Non Low Moderate	0	0	0	0
Total	0	0	0	1,145
Percent Low/Mod				100.0%

**Annual Accomplishments**

<b>Years</b>	<b>Accomplishment Narrative</b>	<b># Benefitting</b>
2014	Work will be bid and work will begin in Spring 2016	
2015	The handicap accessibility project was bid and awarded in spring 2016. A notice to proceed was issued May 25. Work was started in July with supplies ordered.	
2016	Project completed.	



U.S. Department of Housing and Urban Development  
 Office of Community Planning and Development  
 Integrated Disbursement and Information System  
 CDBG Activity Summary Report (GPR) for Program Year 2016  
 PASSAIC COUNTY

Date: 27-Oct-2017  
 Time: 11:10  
 Page: 10

**PGM Year:** 2015  
**Project:** 0001 - Administration  
**IDIS Activity:** 90 - Administration 2015 - salaries

**Status:** Completed 9/27/2016 12:00:00 AM  
**Location:** ,

**Objective:**  
**Outcome:**  
**Matrix Code:** General Program Administration (21A)      **National Objective:**

**Initial Funding Date:** 10/21/2015

**Description:**  
 Salaries - on-going program management and oversight

**Financing**

	Fund Type	Grant Year	Grant	Funded Amount	Drawn In Program Year	Drawn Thru Program Year
CDBG	EN	2015	B15UC340112	\$93,401.00	\$0.00	\$93,401.00
<b>Total</b>	<b>Total</b>			<b>\$93,401.00</b>	<b>\$0.00</b>	<b>\$93,401.00</b>

**Proposed Accomplishments**

**Actual Accomplishments**

*Number assisted:*

	<b>Owner</b>		<b>Renter</b>		<b>Total</b>		<b>Person</b>	
	Total	Hispanic	Total	Hispanic	Total	Hispanic	Total	Hispanic
White:					0	0		
Black/African American:					0	0		
Asian:					0	0		
American Indian/Alaskan Native:					0	0		
Native Hawaiian/Other Pacific Islander:					0	0		
American Indian/Alaskan Native & White:					0	0		
Asian White:					0	0		
Black/African American & White:					0	0		
American Indian/Alaskan Native & Black/African American:					0	0		
Other multi-racial:					0	0		
Asian/Pacific Islander:					0	0		
Hispanic:					0	0		
<b>Total:</b>	<b>0</b>	<b>0</b>	<b>0</b>	<b>0</b>	<b>0</b>	<b>0</b>	<b>0</b>	<b>0</b>
Female-headed Households:					0			

*Income Category:*

**Owner    Renter    Total            Person**



U.S. Department of Housing and Urban Development  
Office of Community Planning and Development  
Integrated Disbursement and Information System  
CDBG Activity Summary Report (GPR) for Program Year 2016  
PASSAIC COUNTY

Date: 27-Oct-2017

Time: 11:10

Page: 11

Extremely Low			0	
Low Mod			0	
Moderate			0	
Non Low Moderate			0	
Total	0	0	0	0
Percent Low/Mod				

**Annual Accomplishments**

No data returned for this view. This might be because the applied filter excludes all data.





U.S. Department of Housing and Urban Development  
 Office of Community Planning and Development  
 Integrated Disbursement and Information System  
 CDBG Activity Summary Report (GPR) for Program Year 2016  
 PASSAIC COUNTY

Date: 27-Oct-2017  
 Time: 11:10  
 Page: 12

**PGM Year:** 2015  
**Project:** 0001 - Administration  
**IDIS Activity:** 91 - Administration Consultant

**Status:** Open  
**Location:** ,  
**Objective:**  
**Outcome:**  
**Matrix Code:** General Program Administration (21A)      **National Objective:**

**Initial Funding Date:** 11/10/2015

**Description:**  
 Consultant will provide assistance to the county in preparing the Annual Plan, Environmental Review and CAPER and provide technical assistance

**Financing**

	Fund Type	Grant Year	Grant	Funded Amount	Drawn In Program Year	Drawn Thru Program Year
CDBG	EN	2015	B15UC340112	\$64,991.25	\$17,710.00	\$63,206.00
<b>Total</b>	<b>Total</b>			<b>\$64,991.25</b>	<b>\$17,710.00</b>	<b>\$63,206.00</b>

**Proposed Accomplishments**

**Actual Accomplishments**

<i>Number assisted:</i>	<b>Owner</b>		<b>Renter</b>		<b>Total</b>		<b>Person</b>	
	Total	Hispanic	Total	Hispanic	Total	Hispanic	Total	Hispanic
White:					0	0		
Black/African American:					0	0		
Asian:					0	0		
American Indian/Alaskan Native:					0	0		
Native Hawaiian/Other Pacific Islander:					0	0		
American Indian/Alaskan Native & White:					0	0		
Asian White:					0	0		
Black/African American & White:					0	0		
American Indian/Alaskan Native & Black/African American:					0	0		
Other multi-racial:					0	0		
Asian/Pacific Islander:					0	0		
Hispanic:					0	0		
<b>Total:</b>	<b>0</b>	<b>0</b>	<b>0</b>	<b>0</b>	<b>0</b>	<b>0</b>	<b>0</b>	<b>0</b>
Female-headed Households:					0			

*Income Category:*

**Owner    Renter    Total    Person**



U.S. Department of Housing and Urban Development  
Office of Community Planning and Development  
Integrated Disbursement and Information System  
CDBG Activity Summary Report (GPR) for Program Year 2016  
PASSAIC COUNTY

Date: 27-Oct-2017

Time: 11:10

Page: 13

Extremely Low			0	
Low Mod			0	
Moderate			0	
Non Low Moderate			0	
Total	0	0	0	0
Percent Low/Mod				

**Annual Accomplishments**

No data returned for this view. This might be because the applied filter excludes all data.



U.S. Department of Housing and Urban Development  
 Office of Community Planning and Development  
 Integrated Disbursement and Information System  
 CDBG Activity Summary Report (GPR) for Program Year 2016  
 PASSAIC COUNTY

Date: 27-Oct-2017  
 Time: 11:10  
 Page: 14

**PGM Year:** 2015  
**Project:** 0001 - Administration  
**IDIS Activity:** 92 - Admin - Other expenses

**Status:** Completed 9/26/2016 12:00:00 AM  
**Location:** ,  
**Objective:**  
**Outcome:**  
**Matrix Code:** General Program Administration (21A)      **National Objective:**

**Initial Funding Date:** 11/10/2015

**Description:**  
 Advertising, travel, postage and supplies for administration of grant program

**Financing**

	Fund Type	Grant Year	Grant	Funded Amount	Drawn In Program Year	Drawn Thru Program Year
CDBG	EN	2015	B15UC340112	\$3,268.56	\$712.19	\$3,268.56
<b>Total</b>	<b>Total</b>			<b>\$3,268.56</b>	<b>\$712.19</b>	<b>\$3,268.56</b>


**Proposed Accomplishments**

**Actual Accomplishments**

<i>Number assisted:</i>	<b>Owner</b>		<b>Renter</b>		<b>Total</b>		<b>Person</b>	
	Total	Hispanic	Total	Hispanic	Total	Hispanic	Total	Hispanic
White:					0	0		
Black/African American:					0	0		
Asian:					0	0		
American Indian/Alaskan Native:					0	0		
Native Hawaiian/Other Pacific Islander:					0	0		
American Indian/Alaskan Native & White:					0	0		
Asian White:					0	0		
Black/African American & White:					0	0		
American Indian/Alaskan Native & Black/African American:					0	0		
Other multi-racial:					0	0		
Asian/Pacific Islander:					0	0		
Hispanic:					0	0		
<b>Total:</b>	<b>0</b>	<b>0</b>	<b>0</b>	<b>0</b>	<b>0</b>	<b>0</b>	<b>0</b>	<b>0</b>
Female-headed Households:					0			

*Income Category:*

**Owner    Renter    Total    Person**



U.S. Department of Housing and Urban Development  
Office of Community Planning and Development  
Integrated Disbursement and Information System  
CDBG Activity Summary Report (GPR) for Program Year 2016  
PASSAIC COUNTY

Date: 27-Oct-2017

Time: 11:10

Page: 15

Extremely Low			0	
Low Mod			0	
Moderate			0	
Non Low Moderate			0	
Total	0	0	0	0
Percent Low/Mod				

**Annual Accomplishments**

No data returned for this view. This might be because the applied filter excludes all data.



U.S. Department of Housing and Urban Development  
 Office of Community Planning and Development  
 Integrated Disbursement and Information System  
 CDBG Activity Summary Report (GPR) for Program Year 2016  
 PASSAIC COUNTY

Date: 27-Oct-2017  
 Time: 11:10  
 Page: 16

**PGM Year:** 2013  
**Project:** 0006 - Housing Rehabilitation Program  
**IDIS Activity:** 93 - Habitat for Humanity

**Status:** Completed 8/10/2017 12:00:00 AM  
**Location:** 27 Chatham Rd Hewitt, NJ 07421-1602

**Objective:** Provide decent affordable housing  
**Outcome:** Affordability  
**Matrix Code:** Rehab; Single-Unit Residential (14A)      **National Objective:** LMH

**Initial Funding Date:** 04/29/2016

**Description:**  
 Reconstruction of a vacant home in west Milford for sale to a low income buyer.

**Financing**

	Fund Type	Grant Year	Grant	Funded Amount	Drawn In Program Year	Drawn Thru Program Year
CDBG	EN	Pre-2015		\$75,000.00	\$0.00	\$0.00
		2014	B14UC340112		\$55,228.41	\$75,000.00
<b>Total</b>	<b>Total</b>			<b>\$75,000.00</b>	<b>\$55,228.41</b>	<b>\$75,000.00</b>


**Proposed Accomplishments**

Housing Units : 1

**Actual Accomplishments**

Number assisted:

	Owner		Renter		Total		Person	
	Total	Hispanic	Total	Hispanic	Total	Hispanic	Total	Hispanic
White:	1	0	0	0	1	0	0	0
Black/African American:	0	0	0	0	0	0	0	0
Asian:	0	0	0	0	0	0	0	0
American Indian/Alaskan Native:	0	0	0	0	0	0	0	0
Native Hawaiian/Other Pacific Islander:	0	0	0	0	0	0	0	0
American Indian/Alaskan Native & White:	0	0	0	0	0	0	0	0
Asian White:	0	0	0	0	0	0	0	0
Black/African American & White:	0	0	0	0	0	0	0	0
American Indian/Alaskan Native & Black/African American:	0	0	0	0	0	0	0	0
Other multi-racial:	0	0	0	0	0	0	0	0
Asian/Pacific Islander:	0	0	0	0	0	0	0	0
Hispanic:	0	0	0	0	0	0	0	0
<b>Total:</b>	<b>1</b>	<b>0</b>	<b>0</b>	<b>0</b>	<b>1</b>	<b>0</b>	<b>0</b>	<b>0</b>
Female-headed Households:	0		0		0			



U.S. Department of Housing and Urban Development  
Office of Community Planning and Development  
Integrated Disbursement and Information System  
CDBG Activity Summary Report (GPR) for Program Year 2016  
PASSAIC COUNTY

Date: 27-Oct-2017

Time: 11:10

Page: 17

*Income Category:*

	<b>Owner</b>	<b>Renter</b>	<b>Total</b>	<b>Person</b>
Extremely Low	0	0	0	0
Low Mod	1	0	1	0
Moderate	0	0	0	0
Non Low Moderate	0	0	0	0
Total	1	0	1	0
Percent Low/Mod	100.0%		100.0%	

**Annual Accomplishments**

<b>Years</b>	<b>Accomplishment Narrative</b>	<b># Benefitting</b>
2015	Habitat was awarded funds through modification in the fall, 2015. The reconstruction of the property at Chatham was initiated. Habitat is acting as their own General contractor and receiving quotes from specific service providers as needed. Volunteers have framed the dwelling and work is progressing. A buyer has been identified but will be re-qualified at the time the property is ready for transfer in the Spring 2017.	
2016	The home was completed in June 2017 and ownership transferred to the buyer. A dedication was held in June to welcome the new family to West Milford Township.	





U.S. Department of Housing and Urban Development  
Office of Community Planning and Development  
Integrated Disbursement and Information System  
CDBG Activity Summary Report (GPR) for Program Year 2016  
PASSAIC COUNTY

Date: 27-Oct-2017

Time: 11:10

Page: 19

Female-headed Households: 0 0 0

*Income Category:*

	<b>Owner</b>	<b>Renter</b>	<b>Total</b>	<b>Person</b>
Extremely Low	0	0	0	44
Low Mod	0	0	0	17
Moderate	0	0	0	11
Non Low Moderate	0	0	0	0
Total	0	0	0	72
Percent Low/Mod				100.0%

**Annual Accomplishments**

<b>Years</b>	<b>Accomplishment Narrative</b>	<b># Benefiting</b>
2015	Catholic Family provided 1,227 units of service in the year from September 2015 to March 2016. There were 72 unduplicated individuals served. Additional funding was added from FY 2014 by modification July 2016 \$18,175.	





U.S. Department of Housing and Urban Development  
 Office of Community Planning and Development  
 Integrated Disbursement and Information System  
 CDBG Activity Summary Report (GPR) for Program Year 2016  
 PASSAIC COUNTY

Date: 27-Oct-2017  
 Time: 11:10  
 Page: 20

**PGM Year:** 2015  
**Project:** 0014 - Public Service - NewBridge Services  
**IDIS Activity:** 95 - New Bridge Services

**Status:** Completed 5/1/2017 12:00:00 AM      **Objective:** Create suitable living environments  
**Location:** 105 Hamburg Tpke Pompton Lakes, NJ 07442-2310      **Outcome:** Sustainability  
**Matrix Code:** Senior Services (05A)      **National Objective:** LMC

**Initial Funding Date:** 04/29/2016

**Description:**  
 Provide 495 hours of outreach, assessment and case management services to 45 frail, home-bound seniors ages 60 years of age and older annually and who live in the six municipalities of Upper Passaic Co.: West Milford, Pompton Lakes, Bloomingdale, Wanaque, Ringwood, and Little Falls.

**Financing**

	Fund Type	Grant Year	Grant	Funded Amount	Drawn In Program Year	Drawn Thru Program Year
CDBG	EN	2015	B15UC340112	\$12,135.00	\$7,663.09	\$12,135.00
<b>Total</b>	<b>Total</b>			<b>\$12,135.00</b>	<b>\$7,663.09</b>	<b>\$12,135.00</b>

**Proposed Accomplishments**

People (General) : 45

**Actual Accomplishments**

Number assisted:

	Owner		Renter		Total		Person	
	Total	Hispanic	Total	Hispanic	Total	Hispanic	Total	Hispanic
White:	0	0	0	0	0	0	15	0
Black/African American:	0	0	0	0	0	0	0	0
Asian:	0	0	0	0	0	0	0	0
American Indian/Alaskan Native:	0	0	0	0	0	0	0	0
Native Hawaiian/Other Pacific Islander:	0	0	0	0	0	0	0	0
American Indian/Alaskan Native & White:	0	0	0	0	0	0	0	0
Asian White:	0	0	0	0	0	0	0	0
Black/African American & White:	0	0	0	0	0	0	0	0
American Indian/Alaskan Native & Black/African American:	0	0	0	0	0	0	0	0
Other multi-racial:	0	0	0	0	0	0	1	0
Asian/Pacific Islander:	0	0	0	0	0	0	0	0
Hispanic:	0	0	0	0	0	0	0	0
<b>Total:</b>	<b>0</b>	<b>0</b>	<b>0</b>	<b>0</b>	<b>0</b>	<b>0</b>	<b>16</b>	<b>0</b>
Female-headed Households:	0		0		0			



U.S. Department of Housing and Urban Development  
Office of Community Planning and Development  
Integrated Disbursement and Information System  
CDBG Activity Summary Report (GPR) for Program Year 2016  
PASSAIC COUNTY

Date: 27-Oct-2017

Time: 11:10

Page: 21

*Income Category:*

	<b>Owner</b>	<b>Renter</b>	<b>Total</b>	<b>Person</b>
Extremely Low	0	0	0	0
Low Mod	0	0	0	16
Moderate	0	0	0	0
Non Low Moderate	0	0	0	0
Total	0	0	0	16
Percent Low/Mod				100.0%

**Annual Accomplishments**

<b>Years</b>	<b>Accomplishment Narrative</b>	<b># Benefiting</b>
2015	New Bridge Services has drawn down the FY 2014 funds through the spring 2016 when they started expending 2015 funds. In that time 16 unduplicated persons were served. During monitoring the pace of performance and impediments were discussed. New Bridge will endeavor to serve a larger number of persons through more direct marketing and partnerships with other agencies.	
2016		



U.S. Department of Housing and Urban Development  
 Office of Community Planning and Development  
 Integrated Disbursement and Information System  
 CDBG Activity Summary Report (GPR) for Program Year 2016  
 PASSAIC COUNTY

Date: 27-Oct-2017  
 Time: 11:10  
 Page: 22

**PGM Year:** 2015  
**Project:** 0010 - Public Infrastructure - Hawthorne Street improvements  
**IDIS Activity:** 96 - Hawthorne - Street Improvements

**Status:** Completed 11/30/2016 12:00:00 AM  
**Location:** 16 Schoon Ave Hawthorne, NJ 07506-1408

**Objective:** Create suitable living environments  
**Outcome:** Sustainability  
**Matrix Code:** Street Improvements (03K) **National Objective:** LMA

**Initial Funding Date:** 04/30/2016

**Description:**

Milling and paving of Vincent Street from Schoon Avenue, along with the replacement of curbs, as needed, the installation of dropped curbs and handicapped ramps at all intersections, retrofit of catch basins to conform with Storm water Management rules.

**Financing**

	Fund Type	Grant Year	Grant	Funded Amount	Drawn In Program Year	Drawn Thru Program Year
CDBG	EN	2015	B15UC340112	\$43,701.76	\$43,701.76	\$43,701.76
<b>Total</b>	<b>Total</b>			<b>\$43,701.76</b>	<b>\$43,701.76</b>	<b>\$43,701.76</b>

**Proposed Accomplishments**

People (General) : 990  
 Total Population in Service Area: 990  
 Census Tract Percent Low / Mod: 41.92

**Annual Accomplishments**

Years	Accomplishment Narrative	# Benefitting
2015	The Borough of Hawthorne bid and awarded the street improvement work in the summer of 2016. The project is 60% completed.	
2016	The project was completed in September 2016. Final payment made in November. Beneficiaries will be counted in FY 2016.	



U.S. Department of Housing and Urban Development  
 Office of Community Planning and Development  
 Integrated Disbursement and Information System  
 CDBG Activity Summary Report (GPR) for Program Year 2016  
 PASSAIC COUNTY

Date: 27-Oct-2017  
 Time: 11:10  
 Page: 23

**PGM Year:** 2015  
**Project:** 0011 - Public Infrastructure - Wanaque Water Main Replacement  
**IDIS Activity:** 97 - Wanaque Waterline Replacement

**Status:** Completed 5/2/2017 11:03:38 AM  
**Location:** 19 Storms Pl Haskell, NJ 07420-1339

**Objective:** Create suitable living environments  
**Outcome:** Availability/accessibility  
**Matrix Code:** Water/Sewer Improvements (03J)      **National Objective:** LMA

**Initial Funding Date:** 04/30/2016

**Description:**  
 Replacement of 80+ year old water mains due to severe leaking and water service disruptions along North Maple Avenue, Maple Avenue and Orchard Street

**Financing**

	Fund Type	Grant Year	Grant	Funded Amount	Drawn In Program Year	Drawn Thru Program Year
CDBG	EN	2015	B15UC340112	\$100,000.00	\$100,000.00	\$100,000.00
<b>Total</b>	<b>Total</b>			<b>\$100,000.00</b>	<b>\$100,000.00</b>	<b>\$100,000.00</b>

**Proposed Accomplishments**

People (General) : 470  
 Total Population in Service Area: 470  
 Census Tract Percent Low / Mod: 39.36

**Annual Accomplishments**

Years	Accomplishment Narrative	# Benefiting
2015	The project was bid and bids opened in June 2016. It was then awarded and work was initiated in July. The work was largely completed by mid-September and beneficiaries will be counted in FY 2016.	
2016	Project is completed. Waterline replaced along North Maple Avenue, Maple Avenue and Orchard Street	



U.S. Department of Housing and Urban Development  
 Office of Community Planning and Development  
 Integrated Disbursement and Information System  
 CDBG Activity Summary Report (GPR) for Program Year 2016  
 PASSAIC COUNTY

Date: 27-Oct-2017  
 Time: 11:10  
 Page: 24

**PGM Year:** 2015  
**Project:** 0004 - Public Infrastructure - Haledon Street improvements  
**IDIS Activity:** 98 - Street improvements - Haledon

**Status:** Open  
**Location:** 67 Pompton Rd Haledon, NJ 07508-1615

**Objective:** Create suitable living environments  
**Outcome:** Sustainability  
**Matrix Code:** Street Improvements (03K)      **National Objective:** LMA

**Initial Funding Date:** 08/25/2016

**Description:**

Lewis Street and Woodside Avenue Intersection and terminate at the dead end.  
 Circle Avenue and Pompton Road Intersection and terminate at Circle Avenue and Mountain Avenue.  
 Milling, resurfacing, replace roadway base (if necessary); ADA curb ramps with detectable warning systems; machine bituminous curb, thermoplastic road striping and traffic markings, manhole frame and covering, bicycle grates, and inlet heads.

**Financing**

	Fund Type	Grant Year	Grant	Funded Amount	Drawn In Program Year	Drawn Thru Program Year
CDBG	EN	2015	B15UC340112	\$135,000.00	\$0.00	\$0.00
<b>Total</b>	<b>Total</b>			<b>\$135,000.00</b>	<b>\$0.00</b>	<b>\$0.00</b>

**Proposed Accomplishments**

People (General) : 1,345  
 Total Population in Service Area: 1,345  
 Census Tract Percent Low / Mod: 43.87

**Annual Accomplishments**

Years	Accomplishment Narrative	# Benefitting
2015	The project has not yet been bid. It is expected to be ready to bid in the spring 2017.	
2016	The Borough of Haledon has not yet bid the street improvements project. It is expected to be bid in the winter 2018 for spring construction.	



U.S. Department of Housing and Urban Development  
 Office of Community Planning and Development  
 Integrated Disbursement and Information System  
 CDBG Activity Summary Report (GPR) for Program Year 2016  
 PASSAIC COUNTY

Date: 27-Oct-2017  
 Time: 11:10  
 Page: 25

**PGM Year:** 2015  
**Project:** 0005 - Public Infrastructure - Bloomingdale Utility Reconstruction  
**IDIS Activity:** 99 - Bloomingdale - Reeves Ave

**Status:** Completed 7/28/2017 9:41:11 AM      **Objective:** Create suitable living environments  
**Location:** 47 Reeve Ave Bloomingdale, NJ 07403-1539      **Outcome:** Availability/accessibility  
**Matrix Code:** Water/Sewer Improvements (03J)      **National Objective:** LMA

**Initial Funding Date:** 08/25/2016

**Description:**

Replacement of, sewer laterals and water mains, water services, and fire hydrants and repaving the road.  
 Reeves Road serves 16 properties.

**Financing**

	Fund Type	Grant Year	Grant	Funded Amount	Drawn In Program Year	Drawn Thru Program Year
CDBG	EN	2015	B15UC340112	\$119,406.00	\$119,406.00	\$119,406.00
<b>Total</b>	<b>Total</b>			<b>\$119,406.00</b>	<b>\$119,406.00</b>	<b>\$119,406.00</b>

**Proposed Accomplishments**

People (General) : 1,360  
 Total Population in Service Area: 1,360  
 Census Tract Percent Low / Mod: 69.85

**Annual Accomplishments**

Years	Accomplishment Narrative	# Benefitting
2015	Bids were received by the Borough in July. The project has been delayed due to the Governor's budget freeze. It is hoped this project can be completed in the Spring 2017.	
2016	The project was completed along Reeves Avenue.	



U.S. Department of Housing and Urban Development  
 Office of Community Planning and Development  
 Integrated Disbursement and Information System  
 CDBG Activity Summary Report (GPR) for Program Year 2016  
 PASSAIC COUNTY

Date: 27-Oct-2017  
 Time: 11:10  
 Page: 26

**PGM Year:** 2015  
**Project:** 0012 - Public Infrastructure - Totowa Sanitary Sewer line replacement  
**IDIS Activity:** 100 - Totowa - Sanitary Sewer Mitchell Ave

**Status:** Open  
**Location:** 33 Mitchell Ave Totowa, NJ 07512-2004

**Objective:** Create suitable living environments  
**Outcome:** Sustainability  
**Matrix Code:** Water/Sewer Improvements (03J)      **National Objective:** LMA

**Initial Funding Date:** 08/25/2016

**Description:**

The Borough of Totowa will implement the Phase V Sanitary Sewer Replacement Project within Mitchell Avenue between Raphael Road and Union Boulevard and includes the installation of cured-in-place pipe liner and the sealing of manholes along the length of the sanitary sewer main, and rehabilitation of the sanitary manholes within the project limits. This project will reduce infiltration into the sanitary sewer system.

**Financing**

	Fund Type	Grant Year	Grant	Funded Amount	Drawn In Program Year	Drawn Thru Program Year
CDBG	EN	2015	B15UC340112	\$101,066.00	\$0.00	\$0.00
<b>Total</b>	<b>Total</b>			<b>\$101,066.00</b>	<b>\$0.00</b>	<b>\$0.00</b>

**Proposed Accomplishments**

People (General) : 1,035  
 Total Population in Service Area: 1,035  
 Census Tract Percent Low / Mod: 49.76

**Annual Accomplishments**

Years	Accomplishment Narrative	# Benefitting
2016	The Mitchell Ave. sanitary sewer line will be bid in the winter 2018 for spring construction.	



U.S. Department of Housing and Urban Development  
 Office of Community Planning and Development  
 Integrated Disbursement and Information System  
 CDBG Activity Summary Report (GPR) for Program Year 2016  
 PASSAIC COUNTY

Date: 27-Oct-2017  
 Time: 11:10  
 Page: 27

**PGM Year:** 2015  
**Project:** 0003 - Public Facility Improvement - West Milford  
**IDIS Activity:** 101 - West Milford Teen Center

**Status:** Open  
**Location:** 1073 Westbrook Rd West Milford, NJ 07480-3005

**Objective:** Create suitable living environments  
**Outcome:** Availability/accessibility  
**Matrix Code:** Youth Centers (03D)

**National Objective:** LMC

**Initial Funding Date:** 08/25/2016

**Description:**

Add elevator from basement level to first floor to enable individuals with physical handicaps to access the entire facility (basement, first floor)

**Financing**

	Fund Type	Grant Year	Grant	Funded Amount	Drawn In Program Year	Drawn Thru Program Year
CDBG	EN	2015	B15UC340112	\$50,000.00	\$0.00	\$0.00
<b>Total</b>	<b>Total</b>			<b>\$50,000.00</b>	<b>\$0.00</b>	<b>\$0.00</b>

**Proposed Accomplishments**

Public Facilities : 1

**Actual Accomplishments**

Number assisted:

	Owner		Renter		Total		Person	
	Total	Hispanic	Total	Hispanic	Total	Hispanic	Total	Hispanic
White:	0	0	0	0	0	0		0
Black/African American:	0	0	0	0	0	0	0	0
Asian:	0	0	0	0	0	0	0	0
American Indian/Alaskan Native:	0	0	0	0	0	0	0	0
Native Hawaiian/Other Pacific Islander:	0	0	0	0	0	0	0	0
American Indian/Alaskan Native & White:	0	0	0	0	0	0	0	0
Asian White:	0	0	0	0	0	0	0	0
Black/African American & White:	0	0	0	0	0	0	0	0
American Indian/Alaskan Native & Black/African American:	0	0	0	0	0	0	0	0
Other multi-racial:	0	0	0	0	0	0	0	0
Asian/Pacific Islander:	0	0	0	0	0	0	0	0
Hispanic:	0	0	0	0	0	0	0	0
<b>Total:</b>	<b>0</b>	<b>0</b>	<b>0</b>	<b>0</b>	<b>0</b>	<b>0</b>	<b>0</b>	<b>0</b>
Female-headed Households:	0		0		0			





U.S. Department of Housing and Urban Development  
Office of Community Planning and Development  
Integrated Disbursement and Information System  
CDBG Activity Summary Report (GPR) for Program Year 2016  
PASSAIC COUNTY

Date: 27-Oct-2017

Time: 11:10


Page: 28

*Income Category:*

	<b>Owner</b>	<b>Renter</b>	<b>Total</b>	<b>Person</b>
Extremely Low	0	0	0	0
Low Mod	0	0	0	0
Moderate	0	0	0	0
Non Low Moderate	0	0	0	0
Total	0	0	0	0
Percent Low/Mod				

**Annual Accomplishments**

<b>Years</b>	<b>Accomplishment Narrative</b>	<b># Benefitting</b>
2015	The Teen Center project has not yet been bid.	
2016	The elevator project was bid but bids were much higher than expected and subsequently rejected. The Township will explore funding options and rebid the project in late 2017.	



U.S. Department of Housing and Urban Development  
 Office of Community Planning and Development  
 Integrated Disbursement and Information System  
 CDBG Activity Summary Report (GPR) for Program Year 2016  
 PASSAIC COUNTY

Date: 27-Oct-2017  
 Time: 11:10  
 Page: 29

**PGM Year:** 2015  
**Project:** 0008 - Public Infrastructure - Woodland Park Street improvements  
**IDIS Activity:** 102 - Woodland Park - Streets - Radcliff and Ray

**Status:** Completed 8/30/2017 12:00:00 AM  
**Location:** 4 Ray Ave Woodland Park, NJ 07424-2525  
**Objective:** Create suitable living environments  
**Outcome:** Sustainability  
**Matrix Code:** Street Improvements (03K) **National Objective:** LMA

**Initial Funding Date:** 08/26/2016

**Description:**

Street improvements on Radcliff Avenue and Ray Avenue; Milling, repaving, resetting of castings, resetting of water valve box, reconstruction of inlet, bicycle safe grate, resurfacing, traffic striping, pavement markings, regulatory signage for both streets;

**Financing**


	Fund Type	Grant Year	Grant	Funded Amount	Drawn In Program Year	Drawn Thru Program Year
CDBG	EN	Pre-2015		\$51,776.00	\$0.00	\$0.00
		2014	B14UC340112		\$51,776.00	\$51,776.00
		2015	B15UC340112	\$20,210.53	\$20,210.53	\$20,210.53
<b>Total</b>	<b>Total</b>			<b>\$71,986.53</b>	<b>\$71,986.53</b>	<b>\$71,986.53</b>

**Proposed Accomplishments**

People (General) : 945  
 Total Population in Service Area: 945  
 Census Tract Percent Low / Mod: 51.85

**Annual Accomplishments**

Years	Accomplishment Narrative	# Benefitting
2015	The Borough of Woodland Park received bids at the end of September 2016 and will award a contract at the meeting in October. Project is expected to be completed in calendar year 2016.	
2016	Due to problems with the contractor, the project was completed but final payment was delayed pending punch list items to be addressed.	



U.S. Department of Housing and Urban Development  
 Office of Community Planning and Development  
 Integrated Disbursement and Information System  
 CDBG Activity Summary Report (GPR) for Program Year 2016  
 PASSAIC COUNTY

Date: 27-Oct-2017  
 Time: 11:10  
 Page: 30

**PGM Year:** 2015  
**Project:** 0006 - Public Services- Fair Housing Council of Northern NJ  
**IDIS Activity:** 103 - Fair Housing Council

**Status:** Completed 8/31/2016 12:00:00 AM  
**Location:** 131 Main St Hackensack, NJ 07601-7052

**Objective:** Create suitable living environments  
**Outcome:** Availability/accessibility  
**Matrix Code:** Fair Housing Activities (if CDBG, then subject to 15% cap) (05J)      **National Objective:** LMC

**Initial Funding Date:** 08/26/2016

**Description:**  
 Outreach and education for low income residents

**Financing**

	Fund Type	Grant Year	Grant	Funded Amount	Drawn In Program Year	Drawn Thru Program Year
CDBG	EN	2015	B15UC340112	\$10,000.00	\$10,000.00	\$10,000.00
<b>Total</b>	<b>Total</b>			<b>\$10,000.00</b>	<b>\$10,000.00</b>	<b>\$10,000.00</b>

**Proposed Accomplishments**

People (General) : 50

**Actual Accomplishments**

*Number assisted:*

	<b>Owner</b>		<b>Renter</b>		<b>Total</b>		<b>Person</b>	
	Total	Hispanic	Total	Hispanic	Total	Hispanic	Total	Hispanic
White:	0	0	0	0	0	0	10	2
Black/African American:	0	0	0	0	0	0	5	0
Asian:	0	0	0	0	0	0	0	0
American Indian/Alaskan Native:	0	0	0	0	0	0	0	0
Native Hawaiian/Other Pacific Islander:	0	0	0	0	0	0	0	0
American Indian/Alaskan Native & White:	0	0	0	0	0	0	0	0
Asian White:	0	0	0	0	0	0	0	0
Black/African American & White:	0	0	0	0	0	0	0	0
American Indian/Alaskan Native & Black/African American:	0	0	0	0	0	0	0	0
Other multi-racial:	0	0	0	0	0	0	0	0
Asian/Pacific Islander:	0	0	0	0	0	0	0	0
Hispanic:	0	0	0	0	0	0	0	0
<b>Total:</b>	<b>0</b>	<b>0</b>	<b>0</b>	<b>0</b>	<b>0</b>	<b>0</b>	<b>15</b>	<b>2</b>
Female-headed Households:	0		0		0			



U.S. Department of Housing and Urban Development  
Office of Community Planning and Development  
Integrated Disbursement and Information System  
CDBG Activity Summary Report (GPR) for Program Year 2016  
PASSAIC COUNTY

Date: 27-Oct-2017

Time: 11:10

Page: 31

*Income Category:*

	<b>Owner</b>	<b>Renter</b>	<b>Total</b>	<b>Person</b>
Extremely Low	0	0	0	0
Low Mod	0	0	0	10
Moderate	0	0	0	5
Non Low Moderate	0	0	0	0
Total	0	0	0	15
Percent Low/Mod				100.0%

**Annual Accomplishments**

<b>Years</b>	<b>Accomplishment Narrative</b>	<b># Benefitting</b>
2015	The Fair Housing council provided outreach and counseling to residents of Passaic County. They distributed material at community events and did one on one counseling to 15 residents.	



U.S. Department of Housing and Urban Development  
 Office of Community Planning and Development  
 Integrated Disbursement and Information System  
 CDBG Activity Summary Report (GPR) for Program Year 2016  
 PASSAIC COUNTY

Date: 27-Oct-2017  
 Time: 11:10  
 Page: 32

**PGM Year:** 2016  
**Project:** 0001 - CDBG Administration  
**IDIS Activity:** 104 - CDBG Administration 2016 Salaries

**Status:** Completed 9/26/2017 12:00:00 AM  
**Location:** ,  
**Objective:**  
**Outcome:**  
**Matrix Code:** General Program Administration (21A)      **National Objective:**

**Initial Funding Date:** 12/28/2016

**Description:**  
 On-going program administration, public information and planning  
**Financing**

	Fund Type	Grant Year	Grant	Funded Amount	Drawn In Program Year	Drawn Thru Program Year
CDBG	EN	2016	B16UC340112	\$76,173.79	\$76,173.79	\$76,173.79
<b>Total</b>	<b>Total</b>			<b>\$76,173.79</b>	<b>\$76,173.79</b>	<b>\$76,173.79</b>

**Proposed Accomplishments**

**Actual Accomplishments**

<i>Number assisted:</i>	<b>Owner</b>		<b>Renter</b>		<b>Total</b>		<b>Person</b>	
	Total	Hispanic	Total	Hispanic	Total	Hispanic	Total	Hispanic
White:					0	0		
Black/African American:					0	0		
Asian:					0	0		
American Indian/Alaskan Native:					0	0		
Native Hawaiian/Other Pacific Islander:					0	0		
American Indian/Alaskan Native & White:					0	0		
Asian White:					0	0		
Black/African American & White:					0	0		
American Indian/Alaskan Native & Black/African American:					0	0		
Other multi-racial:					0	0		
Asian/Pacific Islander:					0	0		
Hispanic:					0	0		
<b>Total:</b>	<b>0</b>	<b>0</b>	<b>0</b>	<b>0</b>	<b>0</b>	<b>0</b>	<b>0</b>	<b>0</b>
Female-headed Households:					0			

*Income Category:*

**Owner    Renter    Total    Person**



U.S. Department of Housing and Urban Development  
Office of Community Planning and Development  
Integrated Disbursement and Information System  
CDBG Activity Summary Report (GPR) for Program Year 2016  
PASSAIC COUNTY

Date: 27-Oct-2017

Time: 11:10

Page: 33

Extremely Low			0	
Low Mod			0	
Moderate			0	
Non Low Moderate			0	
Total	0	0	0	0
Percent Low/Mod				

**Annual Accomplishments**

No data returned for this view. This might be because the applied filter excludes all data.



U.S. Department of Housing and Urban Development  
 Office of Community Planning and Development  
 Integrated Disbursement and Information System  
 CDBG Activity Summary Report (GPR) for Program Year 2016  
 PASSAIC COUNTY

Date: 27-Oct-2017  
 Time: 11:10  
 Page: 34

**PGM Year:** 2016  
**Project:** 0001 - CDBG Administration  
**IDIS Activity:** 105 - CDBG Admin OTHER

**Status:** Open  
**Location:** ,  
**Objective:**  
**Outcome:**  
**Matrix Code:** General Program Administration (21A)      **National Objective:**

**Initial Funding Date:** 12/28/2016

**Description:**

Salaries for staff

**Financing**

	Fund Type	Grant Year	Grant	Funded Amount	Drawn In Program Year	Drawn Thru Program Year
CDBG	EN	2016	B16UC340112	\$11,500.00	\$3,183.58	\$3,183.58
<b>Total</b>	<b>Total</b>			<b>\$11,500.00</b>	<b>\$3,183.58</b>	<b>\$3,183.58</b>

**Proposed Accomplishments**

**Actual Accomplishments**

*Number assisted:*

	<b>Owner</b>		<b>Renter</b>		<b>Total</b>		<b>Person</b>	
	Total	Hispanic	Total	Hispanic	Total	Hispanic	Total	Hispanic
White:					0	0		
Black/African American:					0	0		
Asian:					0	0		
American Indian/Alaskan Native:					0	0		
Native Hawaiian/Other Pacific Islander:					0	0		
American Indian/Alaskan Native & White:					0	0		
Asian White:					0	0		
Black/African American & White:					0	0		
American Indian/Alaskan Native & Black/African American:					0	0		
Other multi-racial:					0	0		
Asian/Pacific Islander:					0	0		
Hispanic:					0	0		
<b>Total:</b>	<b>0</b>	<b>0</b>	<b>0</b>	<b>0</b>	<b>0</b>	<b>0</b>	<b>0</b>	<b>0</b>
Female-headed Households:					0			

*Income Category:*

**Owner    Renter    Total            Person**



U.S. Department of Housing and Urban Development  
Office of Community Planning and Development  
Integrated Disbursement and Information System  
CDBG Activity Summary Report (GPR) for Program Year 2016  
PASSAIC COUNTY

Date: 27-Oct-2017

Time: 11:10


Page: 35

Extremely Low			0	
Low Mod			0	
Moderate			0	
Non Low Moderate			0	
Total	0	0	0	0
Percent Low/Mod				

**Annual Accomplishments**

No data returned for this view. This might be because the applied filter excludes all data.





U.S. Department of Housing and Urban Development  
 Office of Community Planning and Development  
 Integrated Disbursement and Information System  
 CDBG Activity Summary Report (GPR) for Program Year 2016  
 PASSAIC COUNTY

Date: 27-Oct-2017  
 Time: 11:10  
 Page: 36

**PGM Year:** 2016  
**Project:** 0001 - CDBG Administration  
**IDIS Activity:** 106 - CDBG Admin - Consultant

**Status:** Open  
**Location:** ,  
**Objective:**  
**Outcome:**  
**Matrix Code:** General Program Administration (21A)      **National Objective:**

**Initial Funding Date:** 12/28/2016

**Description:**  
 Program consultant to prepare Annual Plan, ERR, CAPER and provide TA

**Financing**

	Fund Type	Grant Year	Grant	Funded Amount	Drawn In Program Year	Drawn Thru Program Year
CDBG	EN	2016	B16UC340112	\$70,000.00	\$51,427.75	\$51,427.75
<b>Total</b>	<b>Total</b>			<b>\$70,000.00</b>	<b>\$51,427.75</b>	<b>\$51,427.75</b>


**Proposed Accomplishments**

**Actual Accomplishments**

<i>Number assisted:</i>	<b>Owner</b>		<b>Renter</b>		<b>Total</b>		<b>Person</b>	
	Total	Hispanic	Total	Hispanic	Total	Hispanic	Total	Hispanic
White:					0	0		
Black/African American:					0	0		
Asian:					0	0		
American Indian/Alaskan Native:					0	0		
Native Hawaiian/Other Pacific Islander:					0	0		
American Indian/Alaskan Native & White:					0	0		
Asian White:					0	0		
Black/African American & White:					0	0		
American Indian/Alaskan Native & Black/African American:					0	0		
Other multi-racial:					0	0		
Asian/Pacific Islander:					0	0		
Hispanic:					0	0		
<b>Total:</b>	<b>0</b>	<b>0</b>	<b>0</b>	<b>0</b>	<b>0</b>	<b>0</b>	<b>0</b>	<b>0</b>
Female-headed Households:					0			

*Income Category:*

**Owner    Renter    Total    Person**



U.S. Department of Housing and Urban Development  
Office of Community Planning and Development  
Integrated Disbursement and Information System  
CDBG Activity Summary Report (GPR) for Program Year 2016  
PASSAIC COUNTY

Date: 27-Oct-2017

Time: 11:10

Page: 37

Extremely Low			0	
Low Mod			0	
Moderate			0	
Non Low Moderate			0	
Total	0	0	0	0
Percent Low/Mod				

**Annual Accomplishments**

No data returned for this view. This might be because the applied filter excludes all data.



U.S. Department of Housing and Urban Development  
 Office of Community Planning and Development  
 Integrated Disbursement and Information System  
 CDBG Activity Summary Report (GPR) for Program Year 2016  
 PASSAIC COUNTY

Date: 27-Oct-2017  
 Time: 11:10  
 Page: 38

**PGM Year:** 2016  
**Project:** 0002 - Borough of Bloomingdale - Leary Ave. Reconstruction  
**IDIS Activity:** 107 - Bloomingdale - Leary Ave Infrastrucutre

**Status:** Open  
**Location:** 22 Leary Ave Bloomingdale, NJ 07403-1612

**Objective:** Create suitable living environments  
**Outcome:** Availability/accessibility  
**Matrix Code:** Water/Sewer Improvements (03J)

**National Objective:** LMA

**Initial Funding Date:** 03/31/2017

**Description:**

Leary Avenue from Oak Street to Paterson Hamburg Turnpike.  
 Replacement of sewer lines, sewer laterals, water mains, water services, fire hydrants, curbs, sidewalk, and repaving of the road.

**Financing**

	Fund Type	Grant Year	Grant	Funded Amount	Drawn In Program Year	Drawn Thru Program Year
CDBG	EN	2016	B16UC340112	\$75,000.00	\$0.00	\$0.00
<b>Total</b>	<b>Total</b>			<b>\$75,000.00</b>	<b>\$0.00</b>	<b>\$0.00</b>

**Proposed Accomplishments**

People (General) : 1,360  
 Total Population in Service Area: 1,360  
 Census Tract Percent Low / Mod: 69.85

**Annual Accomplishments**

Years	Accomplishment Narrative	# Benefitting
2016	Project has not been bid. Bid documents are being prepared.	



U.S. Department of Housing and Urban Development  
 Office of Community Planning and Development  
 Integrated Disbursement and Information System  
 CDBG Activity Summary Report (GPR) for Program Year 2016  
 PASSAIC COUNTY

Date: 27-Oct-2017  
 Time: 11:10  
 Page: 39

**PGM Year:** 2016  
**Project:** 0003 - Borough of Haledon - Town Square Park  
**IDIS Activity:** 108 - Haledown - Town Square Park

**Status:** Open  
**Location:** 407 Belmont Ave Haledon, NJ 07508-1315

**Objective:** Create suitable living environments  
**Outcome:** Availability/accessibility  
**Matrix Code:** Parks, Recreational Facilities (03F)      **National Objective:** LMA

**Initial Funding Date:** 03/31/2017

**Description:**

Creation of a new Town Square Park on site of former Municipal Building and Brownfield site. Work involves grading, soil erosion and sediment controls, site gardening, electrical work, installation of shade trees, park benches, decorative lighting, irrigation systems, decorative pavers and fencing and top soil and fertilization.

**Financing**

	Fund Type	Grant Year	Grant	Funded Amount	Drawn In Program Year	Drawn Thru Program Year
CDBG	EN	2016	B16UC340112	\$100,000.00	\$0.00	\$0.00
<b>Total</b>	<b>Total</b>			<b>\$100,000.00</b>	<b>\$0.00</b>	<b>\$0.00</b>

**Proposed Accomplishments**

Public Facilities : 1  
 Total Population in Service Area: 7,240  
 Census Tract Percent Low / Mod: 47.65

**Annual Accomplishments**

Years	Accomplishment Narrative	# Benefitting
2016	The Belmont Square project was bid and awarded to Zuccarro, Inc. Work is expected to begin in late September 2017.	



U.S. Department of Housing and Urban Development  
 Office of Community Planning and Development  
 Integrated Disbursement and Information System  
 CDBG Activity Summary Report (GPR) for Program Year 2016  
 PASSAIC COUNTY

Date: 27-Oct-2017  
 Time: 11:10  
 Page: 40

**PGM Year:** 2016  
**Project:** 0004 - Borough of Hawthorne - 8th Ave. Repaving  
**IDIS Activity:** 109 - Hawthorne - 8th Ave

**Status:** Open  
**Location:** 60 8th Ave Hawthorne, NJ 07506-1754

**Objective:** Create suitable living environments  
**Outcome:** Sustainability  
**Matrix Code:** Street Improvements (03K)      **National Objective:** LMA

**Initial Funding Date:** 03/31/2017

**Description:**

Milling and Paving of Eighth Avenue, Horton Avenue to Florence Avenue.  
 Replacement of curbs, as needed, installation of dropped curbs and handicapped ramps at all intersections, retrofit of catch basins to conform with storm water management rules.

**Financing**

	Fund Type	Grant Year	Grant	Funded Amount	Drawn In Program Year	Drawn Thru Program Year
CDBG	EN	2016	B16UC340112	\$50,000.00	\$0.00	\$0.00
<b>Total</b>	<b>Total</b>			<b>\$50,000.00</b>	<b>\$0.00</b>	<b>\$0.00</b>

**Proposed Accomplishments**

People (General) : 1,305  
 Total Population in Service Area: 1,305  
 Census Tract Percent Low / Mod: 44.44

**Annual Accomplishments**

Years	Accomplishment Narrative	# Benefitting
2016	The street improvement contract was awarded by the Borough in May 2017. Work has been progressing on this street and several others paid for by the Borough. The project was completed in August and a final payment request is expected from the Borough by the end of September 2017.	



U.S. Department of Housing and Urban Development  
 Office of Community Planning and Development  
 Integrated Disbursement and Information System  
 CDBG Activity Summary Report (GPR) for Program Year 2016  
 PASSAIC COUNTY

Date: 27-Oct-2017  
 Time: 11:10  
 Page: 41

**PGM Year:** 2016  
**Project:** 0005 - Borough of Pompton Lakes - Curb Cuts (ADA)  
**IDIS Activity:** 110 - Pompton Lakes Curb Ramps

**Status:** Completed 9/5/2017 12:00:00 AM  
**Location:** 279 Midland Ave Pompton Lakes, NJ 07442-2013  
**Objective:** Create suitable living environments  
**Outcome:** Availability/accessibility  
**Matrix Code:** Sidewalks (03L) **National Objective:** LMC

**Initial Funding Date:** 03/31/2017

**Description:**

Construction of Curb Ramps at 16 locations: Ackerman Place and Short Street; Ackerman Place and Hershfield Street; Acterman Place and Kluge Street. Midland Avenue and Short Street; Midland Avenue and Hershfield Street, Midland Avenue and Kluge Street. In vicinity of Pacifico-gallo Park.

**Financing**

	Fund Type	Grant Year	Grant	Funded Amount	Drawn In Program Year	Drawn Thru Program Year
CDBG	EN	2016	B16UC340112	\$43,884.11	\$43,884.11	\$43,884.11
<b>Total</b>	<b>Total</b>			<b>\$43,884.11</b>	<b>\$43,884.11</b>	<b>\$43,884.11</b>

**Proposed Accomplishments**

People (General) : 1,349

**Actual Accomplishments**

Number assisted:

	Owner		Renter		Total		Person	
	Total	Hispanic	Total	Hispanic	Total	Hispanic	Total	Hispanic
White:	0	0	0	0	0	0	1,219	18
Black/African American:	0	0	0	0	0	0	24	0
Asian:	0	0	0	0	0	0	28	0
American Indian/Alaskan Native:	0	0	0	0	0	0	13	0
Native Hawaiian/Other Pacific Islander:	0	0	0	0	0	0	0	0
American Indian/Alaskan Native & White:	0	0	0	0	0	0	0	0
Asian White:	0	0	0	0	0	0	0	0
Black/African American & White:	0	0	0	0	0	0	0	0
American Indian/Alaskan Native & Black/African American:	0	0	0	0	0	0	0	0
Other multi-racial:	0	0	0	0	0	0	65	65
Asian/Pacific Islander:	0	0	0	0	0	0	0	0
Hispanic:	0	0	0	0	0	0	0	0
<b>Total:</b>	<b>0</b>	<b>0</b>	<b>0</b>	<b>0</b>	<b>0</b>	<b>0</b>	<b>1,349</b>	<b>83</b>



U.S. Department of Housing and Urban Development  
Office of Community Planning and Development  
Integrated Disbursement and Information System  
CDBG Activity Summary Report (GPR) for Program Year 2016  
PASSAIC COUNTY

Date: 27-Oct-2017  
Time: 11:10  
Page: 42

Female-headed Households: 0 0 0

*Income Category:*

	<b>Owner</b>	<b>Renter</b>	<b>Total</b>	<b>Person</b>
Extremely Low	0	0	0	0
Low Mod	0	0	0	0
Moderate	0	0	0	1,349
Non Low Moderate	0	0	0	0
Total	0	0	0	1,349
Percent Low/Mod				100.0%

**Annual Accomplishments**

<b>Years</b>	<b>Accomplishment Narrative</b>	<b># Benefiting</b>
2016	The curb ramp project was bid and awarded in April 2017. Work was completed in August 2017.	



U.S. Department of Housing and Urban Development  
 Office of Community Planning and Development  
 Integrated Disbursement and Information System  
 CDBG Activity Summary Report (GPR) for Program Year 2016  
 PASSAIC COUNTY

Date: 27-Oct-2017  
 Time: 11:10  
 Page: 43

**PGM Year:** 2016  
**Project:** 0006 - Borough of Prospect Park - N. 10th St. Reconstruction  
**IDIS Activity:** 111 - Prospect Park - 10th Street

**Status:** Open  
**Location:** 238 N 10th St Prospect Park, NJ 07508-2008  
**Objective:** Create suitable living environments  
**Outcome:** Sustainability  
**Matrix Code:** Street Improvements (03K) **National Objective:** LMA

**Initial Funding Date:** 03/31/2017

**Description:**  
 Reconstruction of North 10th Street between Haledon Avenue and Fairview Avenue: Full-depth reconstruction, excavation, 6" depth grade aggregate, 4" asphalt base course, replacement of existing deteriorated concrete curb, sidewalk, and driveway aprons, new bicycle safe grates, installation of ADA compliant curb ramps, as needed.

**Financing**

	Fund Type	Grant Year	Grant	Funded Amount	Drawn In Program Year	Drawn Thru Program Year
CDBG	EN	2016	B16UC340112	\$100,000.00	\$0.00	\$0.00
<b>Total</b>	<b>Total</b>			<b>\$100,000.00</b>	<b>\$0.00</b>	<b>\$0.00</b>

**Proposed Accomplishments**  
 People (General) : 2,435  
 Total Population in Service Area: 2,435  
 Census Tract Percent Low / Mod: 57.29

**Annual Accomplishments**

Years	Accomplishment Narrative	# Benefitting
2016	Project has not been bid. The engineer is working on bid specs for winter bidding.	





U.S. Department of Housing and Urban Development  
 Office of Community Planning and Development  
 Integrated Disbursement and Information System  
 CDBG Activity Summary Report (GPR) for Program Year 2016  
 PASSAIC COUNTY

Date: 27-Oct-2017  
 Time: 11:10  
 Page: 44

**PGM Year:** 2016  
**Project:** 0007 - Borough of Totowa - Sanitary Sewer Lining (Phase IV)  
**IDIS Activity:** 112 - Totowa - Sanitary Sewer Riverview Dr.  
**Status:** Open  
**Location:** 424 Riverview Dr Totowa, NJ 07512-2324  
**Objective:** Provide decent affordable housing  
**Outcome:** Affordability  
**Matrix Code:** Water/Sewer Improvements (03J)      **National Objective:** LMA

**Initial Funding Date:** 03/31/2017

**Description:**

Installation of cured-in-place pipe liner and sealing of manholes, along the length of the sanitary sewer line.  
 Seal sanitary sewer lateral connections at the main, and rehab of sanitary manholes along Riverview Drive between Rosalie Street and Margaret Street.

**Financing**

	Fund Type	Grant Year	Grant	Funded Amount	Drawn In Program Year	Drawn Thru Program Year
CDBG	EN	2016	B16UC340112	\$100,000.00	\$0.00	\$0.00
<b>Total</b>	<b>Total</b>			<b>\$100,000.00</b>	<b>\$0.00</b>	<b>\$0.00</b>

**Proposed Accomplishments**

People (General) : 1,290  
 Total Population in Service Area: 1,290  
 Census Tract Percent Low / Mod: 50.00

**Annual Accomplishments**

Years	Accomplishment Narrative	# Benefitting
2016	This project has not yet been put out to bid. Bidding is expected in the winter 2018 with spring construction.	





U.S. Department of Housing and Urban Development  
 Office of Community Planning and Development  
 Integrated Disbursement and Information System  
 CDBG Activity Summary Report (GPR) for Program Year 2016  
 PASSAIC COUNTY

Date: 27-Oct-2017  
 Time: 11:10  
 Page: 46

**PGM Year:** 2016  
**Project:** 0009 - Borough of Woodland Park - Glover Ave. Sanitary Sewer  
**IDIS Activity:** 114 - Woodland Park - Glover Ave. Sanitary Sewer

**Status:** Open  
**Location:** 130 Glover Ave Woodland Park, NJ 07424-2882

**Objective:** Create suitable living environments  
**Outcome:** Availability/accessibility  
**Matrix Code:** Water/Sewer Improvements (03J)      **National Objective:** LMA

**Initial Funding Date:** 03/31/2017

**Description:**

Construction of a new sanitary sewer main along Glover Avenue.  
 The main will serve 4 existing dwellings located in the lowmod area.  
 114 Glover Ave., 118 Glover Ave., 5 Greenway Lane and 130 Glover Ave.

**Financing**

	Fund Type	Grant Year	Grant	Funded Amount	Drawn In Program Year	Drawn Thru Program Year
CDBG	EN	Pre-2015		\$5,505.12	\$0.00	\$0.00
		2016	B16UC340112	\$57,000.00	\$0.00	\$0.00
<b>Total</b>	<b>Total</b>			<b>\$62,505.12</b>	<b>\$0.00</b>	<b>\$0.00</b>

**Proposed Accomplishments**

People (General) : 10  
 Total Population in Service Area: 8  
 Census Tract Percent Low / Mod: 75.00

**Annual Accomplishments**

Years	Accomplishment Narrative	# Benefitting
2016	Three homes are impacted by this project. Although located in a low income block group, a survey of the three homes was conducted to ensure the beneficiaries will be low income. This survey showed that there were 2 households in one unit and therefore, three of the four households surveyed were lower income with 75% of the population of the households. The project will be prepared for bidding in the winter 2018. Engineer is working on bid specifications.	



U.S. Department of Housing and Urban Development  
 Office of Community Planning and Development  
 Integrated Disbursement and Information System  
 CDBG Activity Summary Report (GPR) for Program Year 2016  
 PASSAIC COUNTY

Date: 27-Oct-2017  
 Time: 11:10  
 Page: 47

**PGM Year:** 2016  
**Project:** 0010 - Catholic Family and Community Services - Project LINC  
**IDIS Activity:** 115 - Catholic Social Services

**Status:** Completed 6/30/2017 12:00:00 AM  
**Location:** 24 Degrasse St Paterson, NJ 07505-2001  
**Objective:** Create suitable living environments  
**Outcome:** Sustainability  
**Matrix Code:** Public Services (General) (05) **National Objective:** LMC

**Initial Funding Date:** 03/31/2017

**Description:**

Providing services to seniors in Bloomingdale, Haledon, Hawthorne, Little Falls, North Haledon, Pompton Lakes, Prospect Park, Totowa, Wanaque, West Milford and Woodland Park

**Financing**

	Fund Type	Grant Year	Grant	Funded Amount	Drawn In Program Year	Drawn Thru Program Year
CDBG	EN	Pre-2015		\$15,126.00	\$0.00	\$0.00
		2014	B14UC340112		\$15,126.00	\$15,126.00
		2016	B16UC340112	\$20,000.00	\$20,000.00	\$20,000.00
<b>Total</b>	<b>Total</b>			<b>\$35,126.00</b>	<b>\$35,126.00</b>	<b>\$35,126.00</b>


**Proposed Accomplishments**

People (General) : 50

**Actual Accomplishments**

Number assisted:

	Owner		Renter		Total		Person	
	Total	Hispanic	Total	Hispanic	Total	Hispanic	Total	Hispanic
White:	0	0	0	0	0	0	126	2
Black/African American:	0	0	0	0	0	0	4	0
Asian:	0	0	0	0	0	0	1	0
American Indian/Alaskan Native:	0	0	0	0	0	0	0	0
Native Hawaiian/Other Pacific Islander:	0	0	0	0	0	0	0	0
American Indian/Alaskan Native & White:	0	0	0	0	0	0	0	0
Asian White:	0	0	0	0	0	0	0	0
Black/African American & White:	0	0	0	0	0	0	0	0
American Indian/Alaskan Native & Black/African American:	0	0	0	0	0	0	0	0
Other multi-racial:	0	0	0	0	0	0	0	0
Asian/Pacific Islander:	0	0	0	0	0	0	0	0
Hispanic:	0	0	0	0	0	0	0	0
<b>Total:</b>	<b>0</b>	<b>0</b>	<b>0</b>	<b>0</b>	<b>0</b>	<b>0</b>	<b>131</b>	<b>2</b>



U.S. Department of Housing and Urban Development  
 Office of Community Planning and Development  
 Integrated Disbursement and Information System  
 CDBG Activity Summary Report (GPR) for Program Year 2016  
 PASSAIC COUNTY

Date: 27-Oct-2017  
 Time: 11:10  
 Page: 48

Female-headed Households: 0 0 0

*Income Category:*

	<b>Owner</b>	<b>Renter</b>	<b>Total</b>	<b>Person</b>
Extremely Low	0	0	0	0
Low Mod	0	0	0	131
Moderate	0	0	0	0
Non Low Moderate	0	0	0	0
Total	0	0	0	131
Percent Low/Mod				100.0%

**Annual Accomplishments**

<b>Years</b>	<b>Accomplishment Narrative</b>	<b># Benefiting</b>
2016	Catholic Family services provided services under the CDBG grant of \$20,000 through April 2017 when funds ran out. There were 122 persons who received services through this program. An additional \$15,126 was provided to allow service to continue through June and an additional 9 new clients were added. The service provided 736 face to face contacts with 2,112 driver and office hours.	



U.S. Department of Housing and Urban Development  
 Office of Community Planning and Development  
 Integrated Disbursement and Information System  
 CDBG Activity Summary Report (GPR) for Program Year 2016  
 PASSAIC COUNTY

Date: 27-Oct-2017  
 Time: 11:10  
 Page: 49

**PGM Year:** 2016  
**Project:** 0011 - NewBridge Services - Operation SAIL  
**IDIS Activity:** 116 - New Bridge Services

**Status:** Open  
**Location:** 105 Hamburg Tpke Pompton Lakes, NJ 07442-2310  
**Objective:** Create suitable living environments  
**Outcome:** Sustainability  
**Matrix Code:** Public Services (General) (05) **National Objective:** LMC

**Initial Funding Date:** 03/31/2017

**Description:**  
 Provide 495 hours of outreach, assessment and case management services to 35 frail, home-bound seniors ages 60 years of age and older annually and who live in the six municipalities of Upper Passaic Co.: West Milford, Pompton Lakes, Bloomingdale, Wanaque, and Little Falls.

**Financing**

	Fund Type	Grant Year	Grant	Funded Amount	Drawn In Program Year	Drawn Thru Program Year
CDBG	EN	2016	B16UC340112	\$12,135.00	\$5,502.93	\$5,502.93
<b>Total</b>	<b>Total</b>			<b>\$12,135.00</b>	<b>\$5,502.93</b>	<b>\$5,502.93</b>

**Proposed Accomplishments**

People (General) : 35

**Actual Accomplishments**

Number assisted:

	Owner		Renter		Total		Person	
	Total	Hispanic	Total	Hispanic	Total	Hispanic	Total	Hispanic
White:	0	0	0	0	0	0	15	0
Black/African American:	0	0	0	0	0	0	0	0
Asian:	0	0	0	0	0	0	0	0
American Indian/Alaskan Native:	0	0	0	0	0	0	0	0
Native Hawaiian/Other Pacific Islander:	0	0	0	0	0	0	0	0
American Indian/Alaskan Native & White:	0	0	0	0	0	0	0	0
Asian White:	0	0	0	0	0	0	0	0
Black/African American & White:	0	0	0	0	0	0	0	0
American Indian/Alaskan Native & Black/African American:	0	0	0	0	0	0	0	0
Other multi-racial:	0	0	0	0	0	0	1	0
Asian/Pacific Islander:	0	0	0	0	0	0	0	0
Hispanic:	0	0	0	0	0	0	0	0
<b>Total:</b>	<b>0</b>	<b>0</b>	<b>0</b>	<b>0</b>	<b>0</b>	<b>0</b>	<b>16</b>	<b>0</b>
Female-headed Households:	0		0		0			



U.S. Department of Housing and Urban Development  
Office of Community Planning and Development  
Integrated Disbursement and Information System  
CDBG Activity Summary Report (GPR) for Program Year 2016  
PASSAIC COUNTY

Date: 27-Oct-2017

Time: 11:10


Page: 50

*Income Category:*

	<b>Owner</b>	<b>Renter</b>	<b>Total</b>	<b>Person</b>
Extremely Low	0	0	0	0
Low Mod	0	0	0	0
Moderate	0	0	0	16
Non Low Moderate	0	0	0	0
Total	0	0	0	16
Percent Low/Mod				100.0%

**Annual Accomplishments**

<b>Years</b>	<b>Accomplishment Narrative</b>	<b># Benefiting</b>
2016	During most of 2016, New Bridge continued to provide services using FY 2015 funds. Additional clients were served in the spring 2017 with FY 2016 funds.	



U.S. Department of Housing and Urban Development  
 Office of Community Planning and Development  
 Integrated Disbursement and Information System  
 CDBG Activity Summary Report (GPR) for Program Year 2016  
 PASSAIC COUNTY

Date: 27-Oct-2017  
 Time: 11:10  
 Page: 51

**PGM Year:** 2016  
**Project:** 0012 - Fair Housing Council of Northern NJ - Housing Discrimination Counseling  
**IDIS Activity:** 117 - Fair Housing Council of Northern NJ

**Status:** Open      **Objective:** Create suitable living environments  
**Location:** 131 Main St Ste 140 Hackensack, NJ 07601-7140      **Outcome:** Sustainability  
**Matrix Code:** Public Services (General) (05)      **National Objective:** LMC

**Initial Funding Date:** 03/31/2017

**Description:**

Provides Fair Housing Counseling; filing of complaints of housing discrimination with NJ and US; investigation of complaints of housing discrimination to resolve the issue or file a complaint with NJ and/or US

**Financing**

	Fund Type	Grant Year	Grant	Funded Amount	Drawn In Program Year	Drawn Thru Program Year
CDBG	EN	2016	B16UC340112	\$5,000.00	\$0.00	\$0.00
<b>Total</b>	<b>Total</b>			<b>\$5,000.00</b>	<b>\$0.00</b>	<b>\$0.00</b>

**Proposed Accomplishments**

People (General) : 10

**Actual Accomplishments**

Number assisted:

	Owner		Renter		Total		Person	
	Total	Hispanic	Total	Hispanic	Total	Hispanic	Total	Hispanic
White:	0	0	0	0	0	0	16	5
Black/African American:	0	0	0	0	0	0	5	0
Asian:	0	0	0	0	0	0	1	0
American Indian/Alaskan Native:	0	0	0	0	0	0	1	1
Native Hawaiian/Other Pacific Islander:	0	0	0	0	0	0	0	0
American Indian/Alaskan Native & White:	0	0	0	0	0	0	0	0
Asian White:	0	0	0	0	0	0	0	0
Black/African American & White:	0	0	0	0	0	0	0	0
American Indian/Alaskan Native & Black/African American:	0	0	0	0	0	0	1	0
Other multi-racial:	0	0	0	0	0	0	0	0
Asian/Pacific Islander:	0	0	0	0	0	0	0	0
Hispanic:	0	0	0	0	0	0	0	0
<b>Total:</b>	<b>0</b>	<b>0</b>	<b>0</b>	<b>0</b>	<b>0</b>	<b>0</b>	<b>24</b>	<b>6</b>
Female-headed Households:	0		0		0			





U.S. Department of Housing and Urban Development  
Office of Community Planning and Development  
Integrated Disbursement and Information System  
CDBG Activity Summary Report (GPR) for Program Year 2016  
PASSAIC COUNTY


Date: 27-Oct-2017  
Time: 11:10  
Page: 52

*Income Category:*

	<b>Owner</b>	<b>Renter</b>	<b>Total</b>	<b>Person</b>
Extremely Low	0	0	0	13
Low Mod	0	0	0	11
Moderate	0	0	0	0
Non Low Moderate	0	0	0	0
Total	0	0	0	24
Percent Low/Mod				100.0%

**Annual Accomplishments**

<b>Years</b>	<b>Accomplishment Narrative</b>	<b># Benefiting</b>
2016	The Fair Housing council provided on-site counseling services at the Little Falls and Wanaque Libraries and at the Strengthen Our Sisters shelter. FHC participated in Fair Housing Month Program at William Paterson University held in April 2017. A representative from the Fair Housing Council spoke at the event and staffed an informational table to promote Fair Housing goals and objectives and provide education and outreach. Funds however have not yet been disbursed.	



U.S. Department of Housing and Urban Development  
 Office of Community Planning and Development  
 Integrated Disbursement and Information System  
 CDBG Activity Summary Report (GPR) for Program Year 2016  
 PASSAIC COUNTY

Date: 27-Oct-2017  
 Time: 11:10  
 Page: 53

**PGM Year:** 2016  
**Project:** 0013 - CASA - Court Appointed Advocacy for Victims of Child Abuse  
**IDIS Activity:** 118 - Court Appointed Special Advocates (CASA)

**Status:** Open  
**Location:** 415 Hamburg Tpke Wayne, NJ 07470-2129

**Objective:** Create suitable living environments  
**Outcome:** Sustainability  
**Matrix Code:** Youth Services (05D)

**National Objective:** LMC

**Initial Funding Date:** 03/31/2017

**Description:**

Funds requested will be used to hire an advocacy coordinator who will recruit, train, screen and support CASA volunteers to provide court appointed advocacy service to foster youth from birth through age 21.  
 (10 children assisted)

**Financing**

	Fund Type	Grant Year	Grant	Funded Amount	Drawn In Program Year	Drawn Thru Program Year
CDBG	EN	2016	B16UC340112	\$10,000.00	\$8,578.35	\$8,578.35
<b>Total</b>	<b>Total</b>			<b>\$10,000.00</b>	<b>\$8,578.35</b>	<b>\$8,578.35</b>

**Proposed Accomplishments**

People (General) : 10

**Actual Accomplishments**

Number assisted:

	Owner		Renter		Total		Person	
	Total	Hispanic	Total	Hispanic	Total	Hispanic	Total	Hispanic
White:	0	0	0	0	0	0	15	6
Black/African American:	0	0	0	0	0	0	4	0
Asian:	0	0	0	0	0	0	0	0
American Indian/Alaskan Native:	0	0	0	0	0	0	0	0
Native Hawaiian/Other Pacific Islander:	0	0	0	0	0	0	0	0
American Indian/Alaskan Native & White:	0	0	0	0	0	0	0	0
Asian White:	0	0	0	0	0	0	0	0
Black/African American & White:	0	0	0	0	0	0	0	0
American Indian/Alaskan Native & Black/African American:	0	0	0	0	0	0	0	0
Other multi-racial:	0	0	0	0	0	0	10	5
Asian/Pacific Islander:	0	0	0	0	0	0	0	0
Hispanic:	0	0	0	0	0	0	0	0
<b>Total:</b>	<b>0</b>	<b>0</b>	<b>0</b>	<b>0</b>	<b>0</b>	<b>0</b>	<b>29</b>	<b>11</b>





U.S. Department of Housing and Urban Development  
 Office of Community Planning and Development  
 Integrated Disbursement and Information System  
 CDBG Activity Summary Report (GPR) for Program Year 2016  
 PASSAIC COUNTY

Date: 27-Oct-2017  
 Time: 11:10  
 Page: 55

**PGM Year:** 2013  
**Project:** 0003 - Public Facilities: Parks and Neighborhood Facilities  
**IDIS Activity:** 119 - Wanaque - Library Elevator

**Status:** Open  
**Location:** 616 Ringwood Ave Wanaque, NJ 07465-2012  
**Objective:** Create suitable living environments  
**Outcome:** Availability/accessibility  
**Matrix Code:** Neighborhood Facilities (03E) **National Objective:** LMC

**Initial Funding Date:** 03/31/2017

**Description:**

Replace elevator mechanicals and cab to ensure ADA compliance and remove a barrier for persons with disabilities to reach the upper floor of the library.  
 The existing elevator is no longer operational.

**Financing**

	Fund Type	Grant Year	Grant	Funded Amount	Drawn In Program Year	Drawn Thru Program Year
CDBG	EN	Pre-2015		\$59,604.72	\$0.00	\$0.00
		2012	B12UC340112		\$0.00	\$1,785.25
<b>Total</b>	<b>Total</b>			<b>\$59,604.72</b>	<b>\$0.00</b>	<b>\$1,785.25</b>

**Proposed Accomplishments**

Public Facilities : 1

**Actual Accomplishments**

Number assisted:

	Owner		Renter		Total		Person	
	Total	Hispanic	Total	Hispanic	Total	Hispanic	Total	Hispanic
White:	0	0	0	0	0	0		0
Black/African American:	0	0	0	0	0	0	0	0
Asian:	0	0	0	0	0	0	0	0
American Indian/Alaskan Native:	0	0	0	0	0	0	0	0
Native Hawaiian/Other Pacific Islander:	0	0	0	0	0	0	0	0
American Indian/Alaskan Native & White:	0	0	0	0	0	0	0	0
Asian White:	0	0	0	0	0	0	0	0
Black/African American & White:	0	0	0	0	0	0	0	0
American Indian/Alaskan Native & Black/African American:	0	0	0	0	0	0	0	0
Other multi-racial:	0	0	0	0	0	0	0	0
Asian/Pacific Islander:	0	0	0	0	0	0	0	0
Hispanic:	0	0	0	0	0	0	0	0
<b>Total:</b>	<b>0</b>	<b>0</b>	<b>0</b>	<b>0</b>	<b>0</b>	<b>0</b>	<b>0</b>	<b>0</b>



U.S. Department of Housing and Urban Development  
Office of Community Planning and Development  
Integrated Disbursement and Information System  
CDBG Activity Summary Report (GPR) for Program Year 2016  
PASSAIC COUNTY

Date: 27-Oct-2017

Time: 11:10

Page: 56

Female-headed Households: 0 0 0

*Income Category:*

	<b>Owner</b>	<b>Renter</b>	<b>Total</b>	<b>Person</b>
Extremely Low	0	0	0	0
Low Mod	0	0	0	0
Moderate	0	0	0	0
Non Low Moderate	0	0	0	0
Total	0	0	0	0

Percent Low/Mod

**Annual Accomplishments**

<b>Years</b>	<b>Accomplishment Narrative</b>	<b># Benefiting</b>
2016	This activity was created by modification and includes funds reprogrammed from FY 2013 and 2015. The project was bid and then awarded in September 2017.	



U.S. Department of Housing and Urban Development  
 Office of Community Planning and Development  
 Integrated Disbursement and Information System  
 CDBG Activity Summary Report (GPR) for Program Year 2016  
 PASSAIC COUNTY

Date: 27-Oct-2017  
 Time: 11:10  
 Page: 57

**PGM Year:** 2012  
**Project:** 0003 - Public Facilities  
**IDIS Activity:** 120 - West Milford Recreation Center

**Status:** Completed 8/30/2017 12:00:00 AM  
**Location:** 1810 Macopin Rd West Milford, NJ 07480-1810

**Objective:** Create suitable living environments  
**Outcome:** Availability/accessibility  
**Matrix Code:** Neighborhood Facilities (03E)

**National Objective:** LMC

**Initial Funding Date:** 03/31/2017

**Description:**

Add automatic door openers to existing doors and related electrical work.(funded by modification June 2016 from FY 2010 and 2012)

**Financing**

	Fund Type	Grant Year	Grant	Funded Amount	Drawn In Program Year	Drawn Thru Program Year
CDBG	EN	Pre-2015		\$5,440.72	\$0.00	\$0.00
		2014	B14UC340112		\$5,440.72	\$5,440.72
<b>Total</b>	<b>Total</b>			<b>\$5,440.72</b>	<b>\$5,440.72</b>	<b>\$5,440.72</b>

**Proposed Accomplishments**

Public Facilities : 1

**Actual Accomplishments**

Number assisted:

	Owner		Renter		Total		Person	
	Total	Hispanic	Total	Hispanic	Total	Hispanic	Total	Hispanic
White:	0	0	0	0	0	0	2,913	0
Black/African American:	0	0	0	0	0	0	43	0
Asian:	0	0	0	0	0	0	51	0
American Indian/Alaskan Native:	0	0	0	0	0	0	35	0
Native Hawaiian/Other Pacific Islander:	0	0	0	0	0	0	0	0
American Indian/Alaskan Native & White:	0	0	0	0	0	0	0	0
Asian White:	0	0	0	0	0	0	0	0
Black/African American & White:	0	0	0	0	0	0	0	0
American Indian/Alaskan Native & Black/African American:	0	0	0	0	0	0	0	0
Other multi-racial:	0	0	0	0	0	0	107	101
Asian/Pacific Islander:	0	0	0	0	0	0	0	0
Hispanic:	0	0	0	0	0	0	0	0
<b>Total:</b>	<b>0</b>	<b>0</b>	<b>0</b>	<b>0</b>	<b>0</b>	<b>0</b>	<b>3,149</b>	<b>101</b>
Female-headed Households:	0		0		0			



U.S. Department of Housing and Urban Development  
Office of Community Planning and Development  
Integrated Disbursement and Information System  
CDBG Activity Summary Report (GPR) for Program Year 2016  
PASSAIC COUNTY

Date: 27-Oct-2017

Time: 11:10


Page: 58

*Income Category:*

	<b>Owner</b>	<b>Renter</b>	<b>Total</b>	<b>Person</b>
Extremely Low	0	0	0	0
Low Mod	0	0	0	0
Moderate	0	0	0	3,149
Non Low Moderate	0	0	0	0
Total	0	0	0	3,149
Percent Low/Mod				100.0%

**Annual Accomplishments**

<b>Years</b>	<b>Accomplishment Narrative</b>	<b># Benefitting</b>
2016	Project complete - door opening installed to provide handicap accessibility to rec center.	



U.S. Department of Housing and Urban Development  
Office of Community Planning and Development  
Integrated Disbursement and Information System  
CDBG Activity Summary Report (GPR) for Program Year 2016  
PASSAIC COUNTY

Date: 27-Oct-2017


Time: 11:10

Page: 59

---

<b>Total Funded Amount:</b>	<b>\$2,446,034.44</b>
<b>Total Drawn Thru Program Year:</b>	<b>\$1,426,782.20</b>
<b>Total Drawn In Program Year:</b>	<b>\$1,148,093.44</b>






U.S. Department of Housing and Urban Development  
Office of Community Planning and Development  
Integrated Disbursement and Information System  
CDBG Summary of Accomplishments  
Program Year: 2016

DATE: 10-27-17  
TIME: 11:11  
PAGE: 1

PASSAIC COUNTY

Count of CDBG Activities with Disbursements by Activity Group & Matrix Code

Activity Group	Activity Category	Open Count	Open Activities Disbursed	Completed Count	Completed Activities Disbursed	Program Year Count	Total Activities Disbursed
Housing	Rehab; Single-Unit Residential (14A)	0	\$0.00	1	\$55,228.41	1	\$55,228.41
	Total Housing	0	\$0.00	1	\$55,228.41	1	\$55,228.41
Public Facilities and Improvements	Youth Centers (03D)	1	\$0.00	0	\$0.00	1	\$0.00
	Neighborhood Facilities (03E)	1	\$0.00	2	\$69,003.72	3	\$69,003.72
	Parks, Recreational Facilities (03F)	1	\$0.00	0	\$0.00	1	\$0.00
	Water/Sewer Improvements (03J)	5	\$100,669.38	3	\$359,651.00	8	\$460,320.38
	Street Improvements (03K)	5	\$74,958.61	2	\$115,688.29	7	\$190,646.90
	Sidewalks (03L)	0	\$0.00	3	\$138,641.35	3	\$138,641.35
	Total Public Facilities and Improvements	13	\$175,627.99	10	\$682,984.36	23	\$858,612.35
Public Services	Public Services (General) (05)	2	\$5,502.93	1	\$35,126.00	3	\$40,628.93
	Senior Services (05A)	0	\$0.00	2	\$25,838.09	2	\$25,838.09
	Youth Services (05D)	1	\$8,578.35	0	\$0.00	1	\$8,578.35
	Fair Housing Activities (if CDBG, then subject to 15% cap) (05J)	0	\$0.00	1	\$10,000.00	1	\$10,000.00
	Total Public Services	3	\$14,081.28	4	\$70,964.09	7	\$85,045.37
General Administration and Planning	General Program Administration (21A)	3	\$72,321.33	3	\$76,885.98	6	\$149,207.31
	Total General Administration and Planning	3	\$72,321.33	3	\$76,885.98	6	\$149,207.31
Grand Total		19	\$262,030.60	18	\$886,062.84	37	\$1,148,093.44




U.S. Department of Housing and Urban Development  
 Office of Community Planning and Development  
 Integrated Disbursement and Information System  
 CDBG Summary of Accomplishments  
 Program Year: 2016

DATE: 10-27-17  
 TIME: 11:11  
 PAGE: 2

PASSAIC COUNTY

CDBG Sum of Actual Accomplishments by Activity Group and Accomplishment Type


Activity Group	Matrix Code	Accomplishment Type	Open Count	Completed Count	Program Year Totals
Housing	Rehab; Single-Unit Residential (14A)	Housing Units	0	1	1
	Total Housing		0	1	1
Public Facilities and Improvements	Youth Centers (03D)	Public Facilities	0	0	0
	Neighborhood Facilities (03E)	Public Facilities	0	4,294	4,294
	Parks, Recreational Facilities (03F)	Public Facilities	7,240	0	7,240
	Water/Sewer Improvements (03J)	Persons	7,728	7,740	15,468
	Street Improvements (03K)	Persons	8,790	3,870	12,660
	Sidewalks (03L)	Persons	0	3,428	3,428
		Public Facilities	0	1,349	1,349
	Total Public Facilities and Improvements		23,758	20,681	44,439
Public Services	Public Services (General) (05)	Persons	40	131	171
	Senior Services (05A)	Persons	0	104	104
	Youth Services (05D)	Persons	29	0	29
	Fair Housing Activities (if CDBG, then subject to 15% cap) (05J)	Persons	0	15	15
	Total Public Services		69	250	319
Grand Total			23,827	20,932	44,759



PASSAIC COUNTY

CDBG Beneficiaries by Racial / Ethnic Category


Housing-Non Housing	Race	Total Persons	Total Hispanic		Total Hispanic Households
			Persons	Total Households	
Housing	White	0	0	1	0
	Total Housing	0	0	1	0
Non Housing	White	8,525	93	0	0
	Black/African American	163	0	0	0
	Asian	147	0	0	0
	American Indian/Alaskan Native	62	1	0	0
	American Indian/Alaskan Native & White	0	0	0	0
	Amer. Indian/Alaskan Native & Black/African Amer.	1	0	0	0
	Other multi-racial	492	448	0	0
	Total Non Housing	9,390	542	0	0
Grand Total	White	8,525	93	1	0
	Black/African American	163	0	0	0
	Asian	147	0	0	0
	American Indian/Alaskan Native	62	1	0	0
	American Indian/Alaskan Native & White	0	0	0	0
	Amer. Indian/Alaskan Native & Black/African Amer.	1	0	0	0
	Other multi-racial	492	448	0	0
	Total Grand Total	9,390	542	1	0



PASSAIC COUNTY

CDBG Beneficiaries by Income Category


	Income Levels	Owner Occupied	Renter Occupied	Persons
Housing	Extremely Low (<=30%)	0	0	0
	Low (>30% and <=50%)	1	0	0
	Mod (>50% and <=80%)	0	0	0
	Total Low-Mod	1	0	0
	Non Low-Mod (>80%)	0	0	0
	Total Beneficiaries	1	0	0
Non Housing	Extremely Low (<=30%)	0	0	42
	Low (>30% and <=50%)	0	0	158
	Mod (>50% and <=80%)	0	0	5,659
	Total Low-Mod	0	0	5,859
	Non Low-Mod (>80%)	0	0	0
	Total Beneficiaries	0	0	5,859



Office of Community Planning and Development  
U.S. Department of Housing and Urban Development  
Integrated Disbursement and Information System  
PR26 - CDBG Financial Summary Report  
Program Year 2016  
PASSAIC COUNTY , NJ

DATE: 10-27-17  
TIME: 11:10  
PAGE: 1

PART I: SUMMARY OF CDBG RESOURCES	
01 UNEXPENDED CDBG FUNDS AT END OF PREVIOUS PROGRAM YEAR	1,481,272.19
02 ENTITLEMENT GRANT	810,869.00
03 SURPLUS URBAN RENEWAL	0.00
04 SECTION 108 GUARANTEED LOAN FUNDS	0.00
05 CURRENT YEAR PROGRAM INCOME	0.00
05a CURRENT YEAR SECTION 108 PROGRAM INCOME (FOR SI TYPE)	0.00
06 FUNDS RETURNED TO THE LINE-OF-CREDIT	0.00
06a FUNDS RETURNED TO THE LOCAL CDBG ACCOUNT	0.00
07 ADJUSTMENT TO COMPUTE TOTAL AVAILABLE	0.00
08 TOTAL AVAILABLE (SUM, LINES 01-07)	2,292,141.19
PART II: SUMMARY OF CDBG EXPENDITURES	
09 DISBURSEMENTS OTHER THAN SECTION 108 REPAYMENTS AND PLANNING/ADMINISTRATION	998,886.13
10 ADJUSTMENT TO COMPUTE TOTAL AMOUNT SUBJECT TO LOW/MOD BENEFIT	0.00
11 AMOUNT SUBJECT TO LOW/MOD BENEFIT (LINE 09 + LINE 10)	998,886.13
12 DISBURSED IN IDIS FOR PLANNING/ADMINISTRATION	149,207.31
13 DISBURSED IN IDIS FOR SECTION 108 REPAYMENTS	0.00
14 ADJUSTMENT TO COMPUTE TOTAL EXPENDITURES	0.00
15 TOTAL EXPENDITURES (SUM, LINES 11-14)	1,148,093.44
16 UNEXPENDED BALANCE (LINE 08 - LINE 15)	1,144,047.75
PART III: LOWMOD BENEFIT THIS REPORTING PERIOD	
17 EXPENDED FOR LOW/MOD HOUSING IN SPECIAL AREAS	0.00
18 EXPENDED FOR LOW/MOD MULTI-UNIT HOUSING	0.00
19 DISBURSED FOR OTHER LOW/MOD ACTIVITIES	998,886.13
20 ADJUSTMENT TO COMPUTE TOTAL LOW/MOD CREDIT	0.00
21 TOTAL LOW/MOD CREDIT (SUM, LINES 17-20)	998,886.13
22 PERCENT LOW/MOD CREDIT (LINE 21/LINE 11)	100.00%
LOW/MOD BENEFIT FOR MULTI-YEAR CERTIFICATIONS	
23 PROGRAM YEARS(PY) COVERED IN CERTIFICATION	PY: PY: PY:
24 CUMULATIVE NET EXPENDITURES SUBJECT TO LOW/MOD BENEFIT CALCULATION	0.00
25 CUMULATIVE EXPENDITURES BENEFITING LOW/MOD PERSONS	0.00
26 PERCENT BENEFIT TO LOW/MOD PERSONS (LINE 25/LINE 24)	0.00%
PART IV: PUBLIC SERVICE (PS) CAP CALCULATIONS	
27 DISBURSED IN IDIS FOR PUBLIC SERVICES	85,045.37
28 PS UNLIQUIDATED OBLIGATIONS AT END OF CURRENT PROGRAM YEAR	13,053.72
29 PS UNLIQUIDATED OBLIGATIONS AT END OF PREVIOUS PROGRAM YEAR	35,838.09
30 ADJUSTMENT TO COMPUTE TOTAL PS OBLIGATIONS	0.00
31 TOTAL PS OBLIGATIONS (LINE 27 + LINE 28 - LINE 29 + LINE 30)	62,261.00
32 ENTITLEMENT GRANT	810,869.00
33 PRIOR YEAR PROGRAM INCOME	0.00
34 ADJUSTMENT TO COMPUTE TOTAL SUBJECT TO PS CAP	0.00
35 TOTAL SUBJECT TO PS CAP (SUM, LINES 32-34)	810,869.00
36 PERCENT FUNDS OBLIGATED FOR PS ACTIVITIES (LINE 31/LINE 35)	7.68%
PART V: PLANNING AND ADMINISTRATION (PA) CAP	
37 DISBURSED IN IDIS FOR PLANNING/ADMINISTRATION	149,207.31
38 PA UNLIQUIDATED OBLIGATIONS AT END OF CURRENT PROGRAM YEAR	10,475.00
39 PA UNLIQUIDATED OBLIGATIONS AT END OF PREVIOUS PROGRAM YEAR	11,727.63
40 ADJUSTMENT TO COMPUTE TOTAL PA OBLIGATIONS	0.00
41 TOTAL PA OBLIGATIONS (LINE 37 + LINE 38 - LINE 39 +LINE 40)	147,954.68
42 ENTITLEMENT GRANT	810,869.00
43 CURRENT YEAR PROGRAM INCOME	0.00
44 ADJUSTMENT TO COMPUTE TOTAL SUBJECT TO PA CAP	0.00
45 TOTAL SUBJECT TO PA CAP (SUM, LINES 42-44)	810,869.00
46 PERCENT FUNDS OBLIGATED FOR PA ACTIVITIES (LINE 41/LINE 45)	18.25%



Office of Community Planning and Development  
 U.S. Department of Housing and Urban Development  
 Integrated Disbursement and Information System  
 PR26 - CDBG Financial Summary Report  
 Program Year 2016  
 PASSAIC COUNTY , NJ

DATE: 10-27-17  
 TIME: 11:10  
 PAGE: 2

LINE 17 DETAIL: ACTIVITIES TO CONSIDER IN DETERMINING THE AMOUNT TO ENTER ON LINE 17


Report returned no data.

LINE 18 DETAIL: ACTIVITIES TO CONSIDER IN DETERMINING THE AMOUNT TO ENTER ON LINE 18

Report returned no data.

LINE 19 DETAIL: ACTIVITIES INCLUDED IN THE COMPUTATION OF LINE 19

Plan Year	IDIS Project	IDIS Activity	Voucher Number	Activity Name	Matrix Code	National Objective	Drawn Amount
2012	3	120	6052058	West Milford Recreation Center	03E	LMC	\$5,440.72
2014	5	86	6016118	North Haledon - Kitchen ADA	03E	LMC	\$63,563.00
					03E	Matrix Code	\$69,003.72
2014	2	80	5966936	Bloomingtondale - Ryerson Street	03J	LMA	\$139,944.00
2014	2	80	5996736	Bloomingtondale - Ryerson Street	03J	LMA	\$301.00
2014	2	81	5966895	Totowa - Sewer Phase IV	03J	LMA	\$37,975.00
2014	2	81	6048383	Totowa - Sewer Phase IV	03J	LMA	\$31,375.54
2014	2	81	6052730	Totowa - Sewer Phase IV	03J	LMA	\$27,538.84
2014	2	81	6053089	Totowa - Sewer Phase IV	03J	LMA	\$3,780.00
2015	5	99	6052730	Bloomingtondale - Reeves Ave	03J	LMA	\$119,400.00
2015	5	99	6057954	Bloomingtondale - Reeves Ave	03J	LMA	\$6.00
2015	11	97	6028170	Wanaque Waterline Replacement	03J	LMA	\$100,000.00
					03J	Matrix Code	\$460,320.38
2014	4	85	6052058	Haledon -John and Geyer St.	03K	LMA	\$74,958.60
2014	4	85	6054030	Haledon -John and Geyer St.	03K	LMA	\$0.01
2015	8	102	6052058	Woodland Park - Streets - Radcliff and Ray	03K	LMA	\$67,769.60
2015	8	102	6052730	Woodland Park - Streets - Radcliff and Ray	03K	LMA	\$4,216.93
2015	10	96	6028170	Hawthorne - Street Improvements	03K	LMA	\$43,701.76
					03K	Matrix Code	\$190,646.90
2013	2	71	5966895	Woodland Park ADA Curb Ramps	03L	LMC	\$49,512.24
2014	3	83	5996736	Pompton Lakes - Curb Ramps	03L	LMC	\$40,000.00
2014	3	83	6035428	Pompton Lakes - Curb Ramps	03L	LMC	\$5,245.00
2016	5	110	6053089	Pompton Lakes Curb Ramps	03L	LMC	\$4,950.00
2016	5	110	6072191	Pompton Lakes Curb Ramps	03L	LMC	\$38,934.11
					03L	Matrix Code	\$138,641.35
2016	10	115	6035428	Catholic Social Services	05	LMC	\$17,096.90
2016	10	115	6052058	Catholic Social Services	05	LMC	\$2,903.10
2016	10	115	6054903	Catholic Social Services	05	LMC	\$15,126.00
2016	11	116	6035428	New Bridge Services	05	LMC	\$1,358.21
2016	11	116	6048383	New Bridge Services	05	LMC	\$1,173.28
2016	11	116	6052058	New Bridge Services	05	LMC	\$1,217.33
2016	11	116	6053366	New Bridge Services	05	LMC	\$353.76
2016	11	116	6072191	New Bridge Services	05	LMC	\$665.55
2016	11	116	6090759	New Bridge Services	05	LMC	\$734.80
					05	Matrix Code	\$40,628.93
2015	13	94	5966936	Catholic Family and Community Service	05A	LMC	\$18,175.00
2015	14	95	5966936	New Bridge Services	05A	LMC	\$1,189.22
2015	14	95	5996736	New Bridge Services	05A	LMC	\$2,497.47
2015	14	95	6016118	New Bridge Services	05A	LMC	\$1,421.47
2015	14	95	6028170	New Bridge Services	05A	LMC	\$1,576.69
2015	14	95	6035428	New Bridge Services	05A	LMC	\$978.24
					05A	Matrix Code	\$25,838.09
2016	13	118	6035428	Court Appointed Special Advocates (CASA)	05D	LMC	\$1,456.59
2016	13	118	6048383	Court Appointed Special Advocates (CASA)	05D	LMC	\$3,152.33
2016	13	118	6052730	Court Appointed Special Advocates (CASA)	05D	LMC	\$1,414.65
2016	13	118	6066997	Court Appointed Special Advocates (CASA)	05D	LMC	\$1,178.24
2016	13	118	6090759	Court Appointed Special Advocates (CASA)	05D	LMC	\$1,376.54



Office of Community Planning and Development  
 U.S. Department of Housing and Urban Development  
 Integrated Disbursement and Information System  
 PR26 - CDBG Financial Summary Report  
 Program Year 2016  
 PASSAIC COUNTY , NJ

DATE: 10-27-17  
 TIME: 11:10  
 PAGE: 3

Plan Year	IDIS Project	IDIS Activity	Voucher Number	Activity Name	Matrix Code	National Objective	Drawn Amount
					05D	Matrix Code	\$8,578.35
2015	6	103	5966936	Fair Housing Council	05J	LMC	\$10,000.00
					05J	Matrix Code	\$10,000.00
2013	6	93	5996736	Habitat for Humanity	14A	LMH	\$24,203.87
2013	6	93	6035428	Habitat for Humanity	14A	LMH	\$19,169.47
2013	6	93	6052058	Habitat for Humanity	14A	LMH	\$11,855.07
					14A	Matrix Code	\$55,228.41
<b>Total</b>							<b>\$998,886.13</b>

LINE 27 DETAIL: ACTIVITIES INCLUDED IN THE COMPUTATION OF LINE 27

Plan Year	IDIS Project	IDIS Activity	Voucher Number	Activity Name	Matrix Code	National Objective	Drawn Amount
2016	10	115	6035428	Catholic Social Services	05	LMC	\$17,096.90
2016	10	115	6052058	Catholic Social Services	05	LMC	\$2,903.10
2016	10	115	6054903	Catholic Social Services	05	LMC	\$15,126.00
2016	11	116	6035428	New Bridge Services	05	LMC	\$1,358.21
2016	11	116	6048383	New Bridge Services	05	LMC	\$1,173.28
2016	11	116	6052058	New Bridge Services	05	LMC	\$1,217.33
2016	11	116	6053366	New Bridge Services	05	LMC	\$353.76
2016	11	116	6072191	New Bridge Services	05	LMC	\$665.55
2016	11	116	6090759	New Bridge Services	05	LMC	\$734.80
					05	Matrix Code	\$40,628.93
2015	13	94	5966936	Catholic Family and Community Service	05A	LMC	\$18,175.00
2015	14	95	5966936	New Bridge Services	05A	LMC	\$1,189.22
2015	14	95	5996736	New Bridge Services	05A	LMC	\$2,497.47
2015	14	95	6016118	New Bridge Services	05A	LMC	\$1,421.47
2015	14	95	6028170	New Bridge Services	05A	LMC	\$1,576.69
2015	14	95	6035428	New Bridge Services	05A	LMC	\$978.24
					05A	Matrix Code	\$25,838.09
2016	13	118	6035428	Court Appointed Special Advocates (CASA)	05D	LMC	\$1,456.59
2016	13	118	6048383	Court Appointed Special Advocates (CASA)	05D	LMC	\$3,152.33
2016	13	118	6052730	Court Appointed Special Advocates (CASA)	05D	LMC	\$1,414.65
2016	13	118	6066997	Court Appointed Special Advocates (CASA)	05D	LMC	\$1,178.24
2016	13	118	6090759	Court Appointed Special Advocates (CASA)	05D	LMC	\$1,376.54
					05D	Matrix Code	\$8,578.35
2015	6	103	5966936	Fair Housing Council	05J	LMC	\$10,000.00
					05J	Matrix Code	\$10,000.00
<b>Total</b>							<b>\$85,045.37</b>

LINE 37 DETAIL: ACTIVITIES INCLUDED IN THE COMPUTATION OF LINE 37

Plan Year	IDIS Project	IDIS Activity	Voucher Number	Activity Name	Matrix Code	National Objective	Drawn Amount
2015	1	91	5966936	Administration Consultant	21A		\$6,510.00
2015	1	91	5996736	Administration Consultant	21A		\$11,200.00
2015	1	92	5966895	Admin - Other expenses	21A		\$233.19
2015	1	92	5996736	Admin - Other expenses	21A		\$479.00
2016	1	104	6035428	CDBG Administration 2016 Salaries	21A		\$47,603.49
2016	1	104	6052730	CDBG Administration 2016 Salaries	21A		\$28,570.30
2016	1	105	5996736	CDBG Admin OTHER	21A		\$531.97
2016	1	105	6016118	CDBG Admin OTHER	21A		\$138.45
2016	1	105	6028170	CDBG Admin OTHER	21A		\$124.61
2016	1	105	6048383	CDBG Admin OTHER	21A		\$175.00
2016	1	105	6052730	CDBG Admin OTHER	21A		\$1,010.66





Public Facilities and Infrastructure

	Create Suitable Living			Provide Decent Housing			Create Economic Opportunities			Total
	Access	Afford	Sustain	Access	Afford	Sustain	Access	Afford	Sustain	
-----										
Number of Persons Assisted										
with new access to a facility	5,643	0	0	0	0	0	0	0	0	5,643
with improved access to a facility	1,360	0	0	0	0	0	0	0	0	1,360
with access to a facility that is no longer substandard	470	0	1,935	0	0	0	0	0	0	2,405
Totals :	7,473	0	1,935	0	0	0	0	0	0	9,408

Number of Households Assisted

with new access to a facility	0	0	0	0	0	0	0	0	0	0
with improved access to a facility	0	0	0	0	0	0	0	0	0	0
with access to a facility that is no longer substandard	0	0	0	0	0	0	0	0	0	0
Totals :	0	0	0	0	0	0	0	0	0	0

Public Services

	Create Suitable Living			Provide Decent Housing			Create Economic Opportunities			Total
	Access	Afford	Sustain	Access	Afford	Sustain	Access	Afford	Sustain	
-----										
Number of Persons Assisted										
with new (or continuing) access to a service	0	0	131	0	0	0	0	0	0	131
with improved (or continuing) access to a service	0	0	0	0	0	0	0	0	0	0
with new access to a service that is no longer substandard	0	0	0	0	0	0	0	0	0	0
Totals :	0	0	131	0	0	0	0	0	0	131























## Section 3 Summary Report

Economic Opportunities for Low- and Very Low-Income Persons

**U.S. Department of Housing and Urban Development**

Office of Fair Housing and Equal Opportunity

OMB Approval No. 2529-0043  
(exp. 11/30/2018)

<b>Disbursement Agency</b>
Passaic County Public Housing Agency
100 Hamilton Plaza Suite 510, Paterson, NJ 07505
22-6002466

<b>Reporting Entity</b>
Passaic County Public Housing Agency
100 Hamilton Plaza Suite 510, Paterson, NJ 07505

<b>Dollar Amount</b>	\$874,524.07
<b>Contact Person</b>	Deborah Hoffman
<b>Date Report Submitted</b>	10/25/2017

Reporting Period		Program Area Code	Program Area Name
From	To		
10/1/16	8/31/17	CDB1	Community Devel Block Grants

## Part I: Employment and Training

Job Category	Number of New Hires	Number of New Hires that Are Sec. 3 Residents	Aggregate Number of Staff Hours Worked	Total Staff Hours for Section 3 Employees	Number of Section 3 Trainees
The expenditure of these funds did not result in any new hires.					

<b>Total New Hires</b>	0
<b>Section 3 New Hires</b>	0
<b>Percent Section 3 New Hires</b>	N/A
Total Section 3 Trainees	0
The minimum numerical goal for Section 3 new hires is 30%.	

## Part II: Contracts Awarded

<b>Construction Contracts</b>	
Total dollar amount of construction contracts awarded	\$1,524,881.00
Total dollar amount of contracts awarded to Section 3 businesses	\$0.00
Percentage of the total dollar amount that was awarded to Section 3 businesses	0.0%
Total number of Section 3 businesses receiving construction contracts	0
The minimum numerical goal for Section 3 construction opportunities is 10%.	

<b>Non-Construction Contracts</b>	
Total dollar amount of all non-construction contracts awarded	\$138,000.00
Total dollar amount of non-construction contracts awarded to Section 3 businesses	\$0.00
Percentage of the total dollar amount that was awarded to Section 3 businesses	0.0%
Total number of Section 3 businesses receiving non-construction contracts	0
The minimum numerical goal for Section 3 non-construction opportunities is 3%.	

### Part III: Summary

Indicate the efforts made to direct the employment and other economic opportunities generated by HUD financial assistance for housing and community development programs, to the greatest extent feasible, toward low- and very low-income persons, particularly those who are recipients of government assistance for housing.

No	Attempted to recruit low-income residents through: local advertising media, signs prominently displayed at the project site, contacts with community organizations and public or private agencies operating within the metropolitan area (or nonmetropolitan county) in which the Section 3 covered program or project is located, or similar methods.
No	Participated in a HUD program or other program which promotes the training or employment of Section 3 residents.
No	Participated in a HUD program or other program which promotes the award of contracts to business concerns which meet the definition of Section 3 business concerns.
No	Coordinated with Youthbuild Programs administered in the metropolitan area in which the Section 3 covered project is located.
No	Other; describe below.

Passaic County contracts with municipalities to undertake capital improvement projects. These contracts require bonding which is often beyond the means of Sec 3 businesses. For Covered Activities, contractors must certify that they will make efforts to subcontract for or hire as needed Section 3 firms and individuals. However, for the several covered contracts, no new hires were made and no subcontractors were identified for the specific type of work. Such work usually involves line stripping on roadways or concreted or asphalt work which is a skilled trade. Further NJ is a union state and it is very difficult to find Section 3 firms. The county has offered procurement, bonding and other skills building training for local contractors.

## Citizen Participation

- Display Notice
- Proof of Publication

Display Copy

**NOTICE OF AVAILABILITY**

**COMPREHENSIVE ANNUAL PERFORMANCE AND EVALUATION REPORT (CAPER)  
FOR PROGRAM YEAR 2016**

**PASSAIC COUNTY, NEW JERSEY**

In accordance with Title I of the National Affordable Housing Act of 1990, P.L. 101-625, and the regulations 24 CFR Part 91.250, Passaic County New Jersey has prepared its Program Year 2016 Comprehensive Annual Performance Report (CAPER) for its Community Development Block Grant Program. This report contains information including: 1) Summary of the resources and accomplishments, 2) Status of actions taken during the year to implement the goals outlined in the Consolidated Plan, and 3) evaluation of the progress made during the year in addressing identified priority needs and objectives.

Copies of the 2016 Comprehensive Annual Performance Report for Passaic County are available for inspection from November 7, 2017 through November 27, 2017 during regular business hours, 9:00 a.m. to 4:00 p.m. at:

**PASSAIC COUNTY PLANNING AND ECONOMIC DEVELOPMENT DEPARTMENT,  
930 Riverview Drive, Totowa, NJ, 07512, Suite 250**

**AND**

**MUNICIPAL CLERK'S OFFICE OF THE FOLLOWING MUNICIPALITIES:  
BLOOMINGDALE, HALEDON, HAWTHORNE, LITTLE FALLS, NORTH HALEDON,  
POMPTON LAKES, PROSPECT PARK, TOTOWA, WANAQUE,  
WEST MILFORD, WOODLAND PARK**

**AND**

**<http://www.passaiccountynj.org>**

Written comments on the Comprehensive Annual Performance Report will be considered until 4:00 p.m. November 27, 2017. Written comments should be addressed to Deborah Hoffman at the Passaic County Division of Economic Development, 930 Riverview Drive, Totowa, NJ 07512, Suite 250. Passaic County intends to submit the 2016 Comprehensive Annual Performance Report to the U.S. Department of Housing and Urban Development on or about November 29, 2017.

Persons requiring this information in an alternative format or other language should contact the Department. La información será proporcionada en español a petición.

Publication Date: November 7, 2017